

VILLAGE OF SOUTH LEBANON, OHIO
ORDINANCE NO. 2016- 05

AN ORDINANCE ADOPTING WARREN COUNTY WATER STANDARD
DETAILS WITH VILLAGE MODIFICATIONS, AND TO DECLARE AN
EMERGENCY.

WHEREAS, the Warren County Board of County Commissioners adopted the latest amendments to the Warren County Water Standard Details on June 12, 2013, per Resolution# 12-0787; and

WHEREAS, the Village Public Works Department has reviewed these details and has recommended modifications to promote standardization and modernization of water apparatuses in all new construction; and

WHEREAS, immediate implementation is necessary to ensure uniformity in water and sewer standards throughout the Village; and

NOW, THEREFORE BE IT RESOLVED by the Council of the Village of South Lebanon, Ohio, at least two-thirds of all members elected thereto concurring:

Section 1. . That this Council hereby adopts the Warren County Water Standard Details, dated June 12, 2013, included by reference, with the following revisions, as attached hereto and made a part hereof:

WATER DETAIL W-8	Hydrant Setting (with attached revision)
WATER DETAIL W-10	Meter Box Detail for 3/4" and 1" meters (with attached revisions)
WATER DETAIL W-10A	Meter Box Detail for 1 1/2" and 2" meters (with attached revisions)
WATER DETAIL W-14	Large Water Meter Pit (with attached revisions)
WATER DETAIL W-15A	Large Water Meter Pit w/ Fire w/ FDC & Domestic Line (with attached revisions)
WATER DETAIL W-15B	Large Water Meter Pit w/ Fire Line, Domestic Line & Irrigation Line (with attached revisions)

Section 2. That the recitals contained within the Whereas Clauses set forth above are incorporated by reference herein.

Section 3. That this Ordinance is hereby declared to be an emergency measure in accordance with Ohio Rev. Code § 731.30 for the immediate preservation of the public peace, health, safety and general welfare; and, this Ordinance shall be in full force and effective immediately upon its passage.

Section 4. That it is found and determined that all formal actions of the Council concerning and relating to the adoption of this Ordinance were adopted in an open meeting of Council in compliance with all legal requirements, including Section 121.22 of the Ohio Revised Code.


Adopted this 18th day of February, 2016.

Attest: Sharon Louallen James D. Smith
Sharon Louallen, Fiscal Officer/Clerk James D. Smith, Mayor

Rules Suspended: <u>2/18/2016</u> (if applicable)	Effective Date - / /2016
Vote - <u>6</u> Yeas ___ Nays	
First Reading - / /2016	Effective Date - / /2016
Second Reading - n/a	
Third Reading - n/a	
Vote - ___ Yeas ___ Nays	

Prepared by and approved as to form:

PAUL R. REVELSON
VILLAGE SOLICITOR
SOUTH LEBANON, OHIO

By: 

Resolution

Number 12-0787

Adopted Date June 12, 2012

AMEND STANDARD DETAILS FOR THE WARREN COUNTY WATER AND SEWER DEPARTMENT

WHEREAS, by Resolution #87-1103, the Board established Standard Details for water and sanitary sewer improvements to be constructed within Warren County; and

WHEREAS, it is necessary at this time to amend said Standard Details; and

NOW THEREFORE BE IT RESOLVED:

1. That the Standard Details for the Warren County Water and Sewer Department are hereby amended by the revisions to the following:

STANDARD DRAWING INDEX

WATER DETAIL W-2	(WATERMAIN TRENCH DETAIL)
WATER DETAIL W-3	(THRUST BLOCK DETAILS)
WATER DETAIL W-7	(WATERMAIN IN CASING)
WATER DETAIL W-8	(HYDRANT SETTING)
WATER DETAIL W-9	(FIRE HYDRANT ARRANGEMENT)
WATER DETAIL W-10	(METER BOX DETAIL FOR 3/4" AND 1" METERS)
WATER DETAIL W-10A	(METER BOX DETAIL FOR 1-1/2" AND 2" METERS)
WATER DETAIL W-12	(TYPICAL WATER SYSTEM DETAIL)
WATER DETAIL W-13	(DITCH AND METER LOCATION)
WATER DETAIL W-19	(REQUIRED RESTRAINED JOINTS FOR BENDS)
WATER DETAIL W-20	(REQUIRED RESTRAINED JOINTS - DEAD END VALVES, PLUGS, CAPS, & TEES)
WATER DETAIL W-22	(ROAD PAVEMENT CUT AND RESTORATION AT ROADWAY CROSSING)
WATER DETAIL WG-1	
WATER DETAIL WG-2	
SANITARY DETAIL S-1	(PRECAST MANHOLE)
SANITARY DETAIL S-2	(DROP MANHOLE DETAIL)
SANITARY DETAIL S-3	(PRECAST MANHOLE INSIDE DROP CONNECTION)
SANITARY DETAIL S-7	(SANITARY GRAVITY SEWER TRENCH DETAIL)
SANITARY DETAIL S-8	(ROAD PAVEMENT CUT AND RESTORATION AT ROADWAY CROSSINGS)
SANITARY DETAIL S-9	(SEWER IN CASING)
SANITARY DETAIL S-14	(DEEP HOUSE CONNECTIONS)
SANITARY DETAIL S-15B	(HOUSE CONNECTIONS)
SANITARY DETAIL S-16	(FORCEMAIN CLEANOUT)
SANITARY DETAIL S-18	(SANITARY CLEANOUT)

SANITARY DETAIL S-19 (REQUIRED RESTRAINED JOINTS FOR FORCEMAIN BENDS)
SANITARY DETAIL S-20 (REQUIRED RESTRAINED JOINTS-DEAD END VALVES, PLUGS, CAPS, AND TEES)
SANITARY DETAIL S-21 (FORCEMAIN TRENCH DETAIL)\
SANITARY DETAIL SG-1
SANITARY DETAIL SG-2A
SANITARY DETAIL SG-2B

2. That the Standard Details for the Warren County Water and Sewer Department are hereby amended by adding the following:

WATER DETAIL W-23 (METER TEST PIT AT CREEK CROSSING)

3. That the Standard Details for the Warren County Water and Sewer Department are hereby amended by deleting the following:

WATER DETAIL W-9A (FIRE HYDRANT ARRANGEMENT)

4. That these modifications shall be effective immediately and a copy of the amended details are attached here to and made a part hereof.

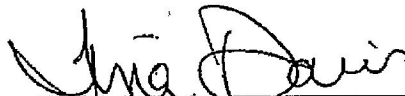
5. That all other provisions and requirements of the Standard Details shall remain unchanged.

Mr. Ariss moved for adoption of the foregoing resolution, being seconded by Mrs. South. Upon call of the roll, the following vote resulted:

Mr. Young - yea
Mrs. South - yea
Mr. Ariss - yea

Resolution adopted this 12th day of June 2012.

BOARD OF COUNTY COMMISSIONERS



Tina Davis, Clerk

cc: Water/Sewer (file) ____

Village of South Lebanon, Ohio Fire Hydrant Specification

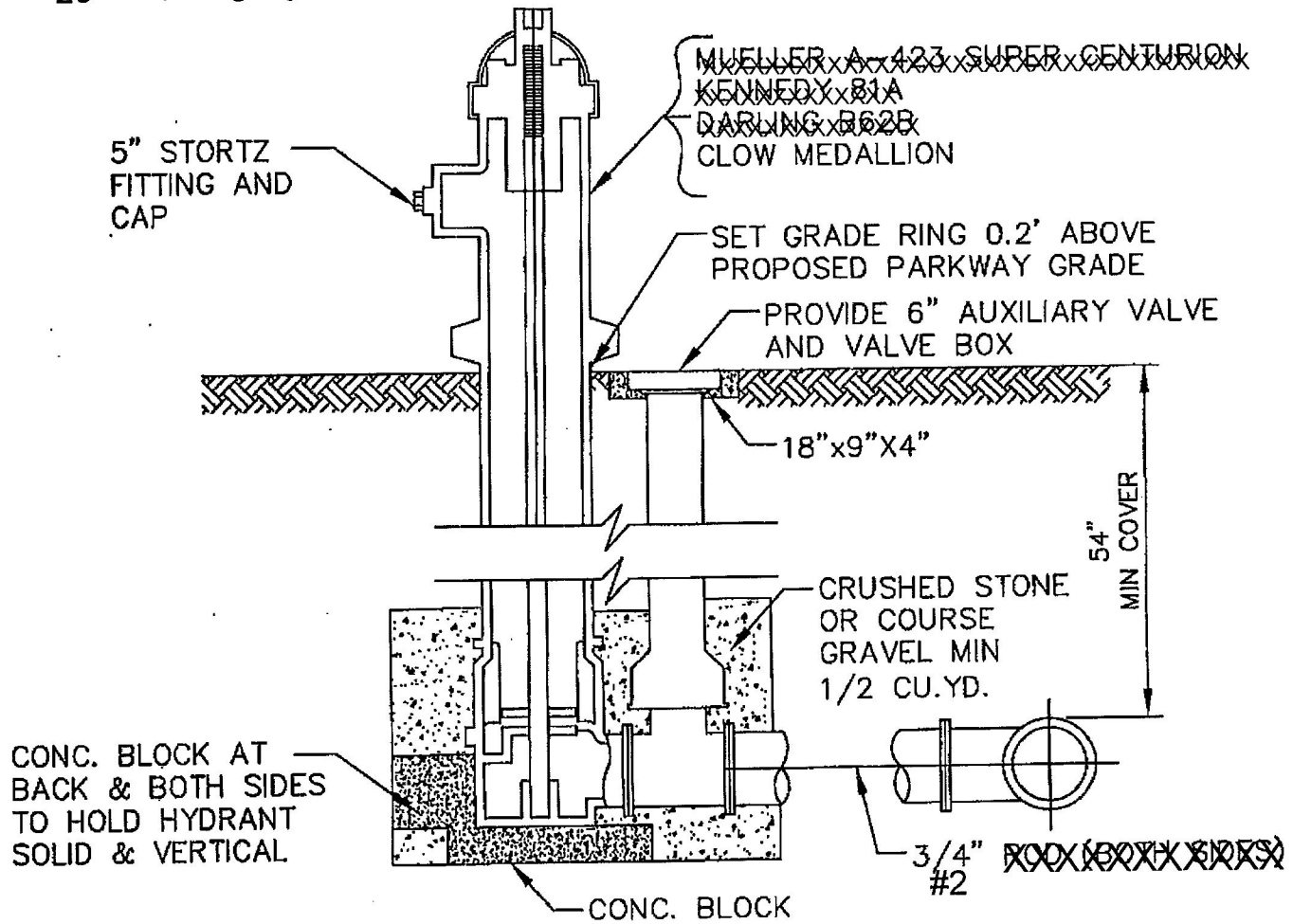
1. Fire Hydrant shall be manufactured in accordance with AWWA Standard C502, be listed by Underwriters Laboratories, Inc. and be FM Approved.
2. Fire Hydrant shall be designed for 250PSI working pressure and tested to 500 PSI hydrostatic pressure.
3. Fire hydrant shall be backed by manufacturer's 10 year limited warranty.
4. Fire hydrant shall be dry top, center stem, 4 bolt bonnet construction having an O-ring sealed lubrication reservoir.
5. Fire hydrant shall be manufactured with operating nut and thrust nut made of copper alloy, with bearings located both above and below the thrust collar and with operating nut protected by a cast iron weather shield.
6. All valves and hydrants shall open left and be fitted with National Standards threads.
7. Fire hydrant shall be manufactured with nozzles mechanically locked into the nozzle section and having O-ring seals.
8. Fire hydrant shall be a Traffic Model complete with safety flanges and stainless steel stem coupling. Nozzle section must rotate 360 degrees.
9. Fire hydrant shall be manufactured with a main valve seat ring of copper alloy drain ring. A 360 degree drain channel shall have a minimum of two tapped drain outlets.
10. Fire hydrant shall have a solid copper alloy upper valve plate with two rubber facings that activate the drain ports.
11. Fire hydrant shall be manufactured with a bronze lower valve plate that bottoms out in the shoe for maximum opening.
11. Fire hydrant shall have the 5" storz connection.
12. Nozzle section shall be coated inside and out with TGIC coating, *OSHA Safety Red*
13. Fire hydrant shall be the Clow Medallion as manufactured by the Clow Valve Company.

February 16, 2016

W.M.	F.H. BURIAL DEPTH
6"	4'-6"
8"	4'-6"
10"	5'-0"
12"	5'-0"
16"	5'-6"
18"	5'-6"
20"	5'-6"

ALL FIRE HYDRANTS AND HYDRANT VALVES MUST OPEN LEFT.

ALL HYDRANTS TO BE 5 1/4" BRONZE TO BRONZE SEAT



1. ALL VALVES MUST BE RESILIENT SEATED.
2. APPROVED VALVE TYPES: CLOW, ~~DRESSER~~ & ~~AMERICAN~~ DARLING. MUST CONFORM TO AWWA C509.
3. RODDING SHALL NOT BE REQ'D IF ANCHOR FLANGES (SPOOLS) ARE USED.
4. HYDRANTS TO BE EQUIPPED WITH PRE-ATTACHED 4.5" NST PUMPER CONNECTION WITH A 5" STORTZ FITTING AND CAP.

HYDRANT SETTING

APPROVED/REVISED

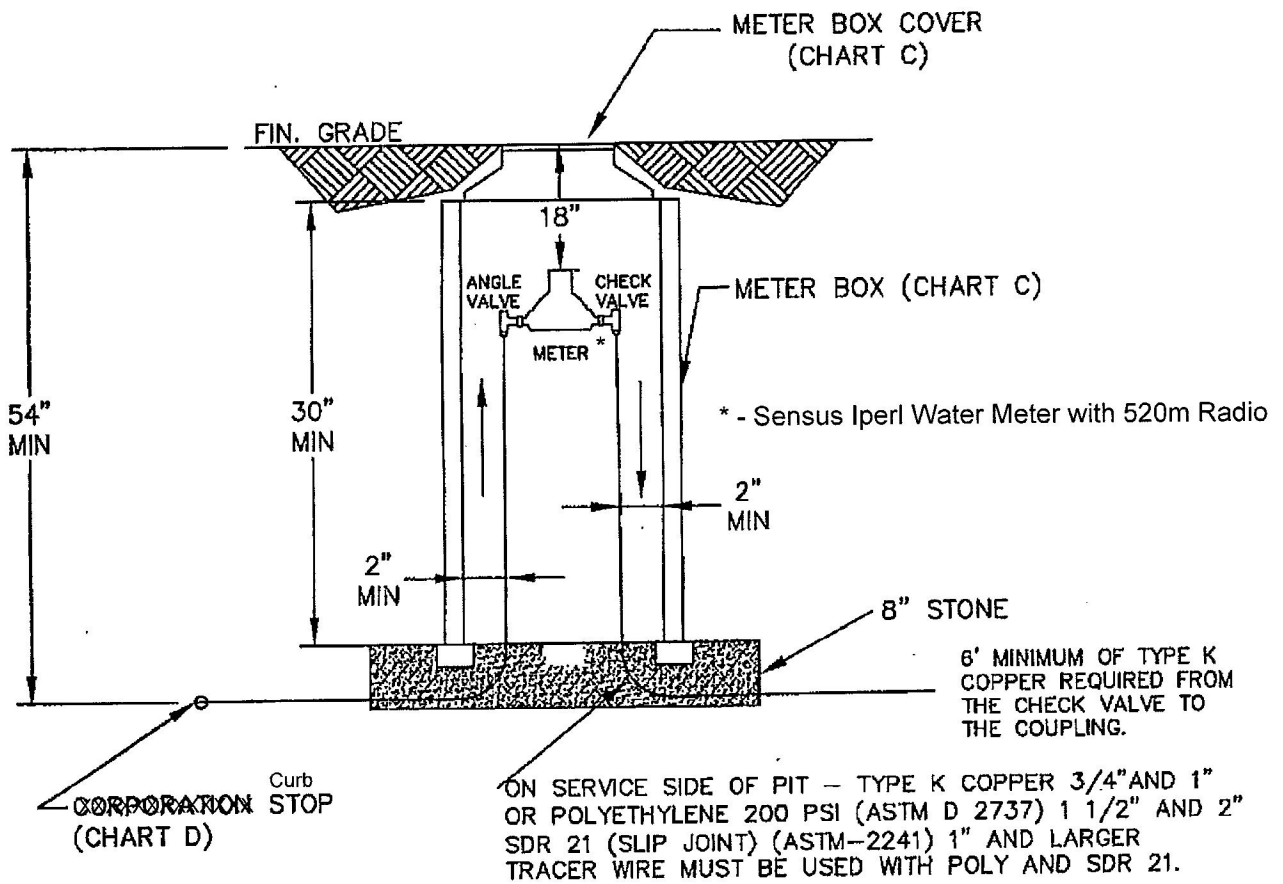
JUNE, 2012

WARREN COUNTY STANDARD DETAILS
DEPARTMENT OF WATER & SEWER

STANDARD NUMBER

W-8

METER SIZE	CHART A ANGLE VALVE	CHART B CHECK VALVE	CHART C METER BOX & COVER	CHART D CORP STOP	CHART E COUPLINGS
3/4"-5/8"	MUELLER P 15403 FORD BA43-332W McDONALD 4758-22	MUELLER P 15403 FORD HA34 323 McDONALD 4758-22	METER PIT FRATCO 40203000 (20" x 30") OR EQUAL COVER FORD C-3T OR EQUAL	MUELLER P 15403 FORD F-1000 McDONALD 4758-22	FORD C44-33 MUELLER P 15403 McDONALD 4758-22
1"	FORD BA43-444W	FORD HA34-444	METER PIT FRATCO 40203000 (20" x 30") OR EQUAL COVER FORD C-3T OR EQUAL	FORD F-1000	FORD C44-44 MUELLER P 15403 McDONALD 4758-22
DOUBLE 3/4"	FORD UVB43-42W	FORD HA34-323	METER PIT FRATCO 40203000 (20" x 30") OR EQUAL COVER FORD C-3T OR EQUAL	FORD F-1000	FORD C44-33 MUELLER P 15403 McDONALD 4758-22



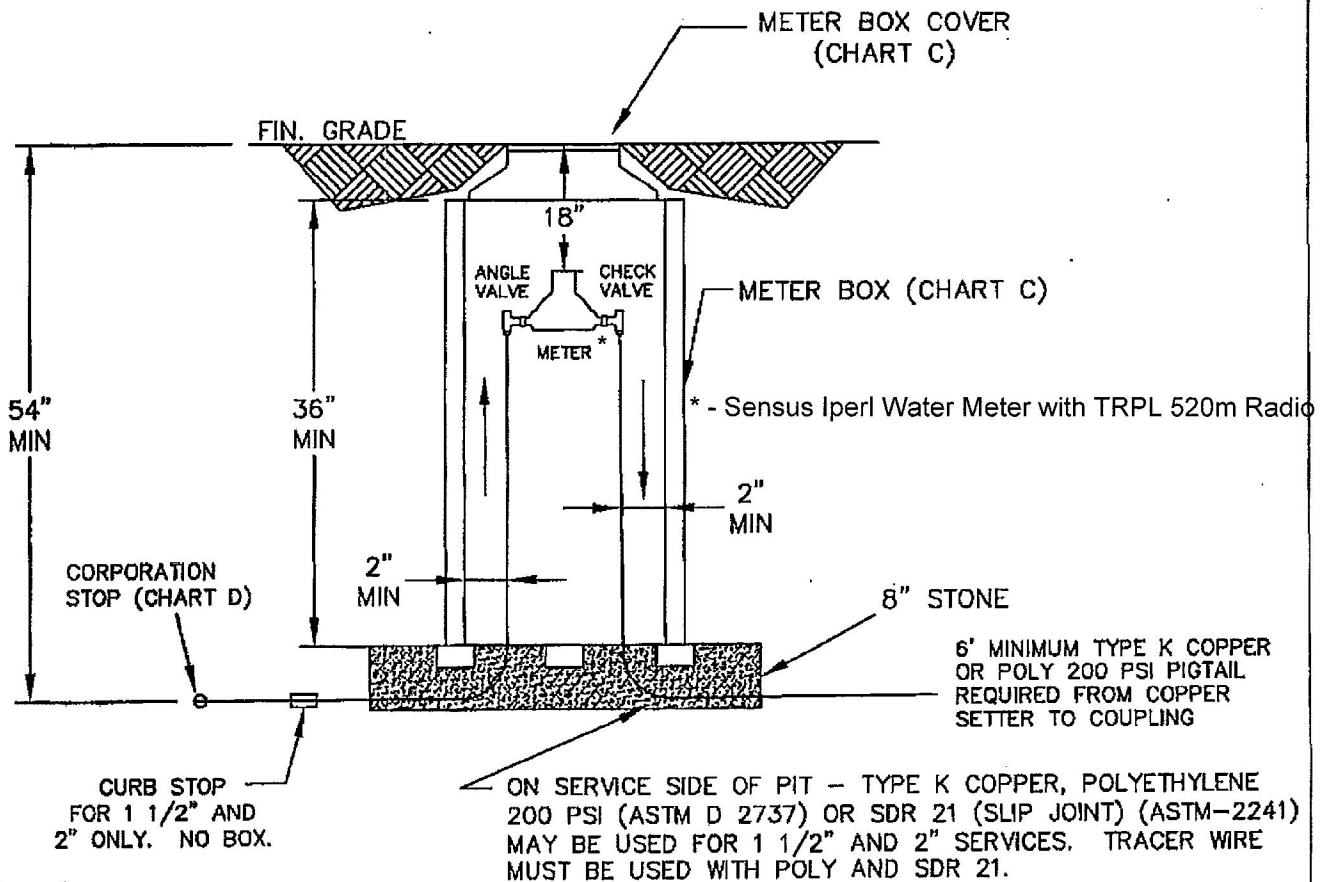
NOTE:

- BACK FLOW PREVENTER TO BE INSTALLED AHEAD OF ANY SPRINKLER BUT NOT IN METER PIT.

METER BOX DETAIL FOR 3/4" AND 1" METERS

APPROVED/REVISED JUNE, 2012	WARREN COUNTY STANDARD DETAILS DEPARTMENT OF WATER & SEWER	STANDARD NUMBER W-10
--------------------------------	---	--------------------------------

METER SIZE	COPPER SETTER	CURB STOP	CHART C METER BOX & COVER	CHART D CORP STOP	CHART E COUPLINGS
1 1/2"	FORD VBH76-15-44-66 OR EQUAL	FORD B44-666 OR EQUAL	METER PIT FRATCO 40363600 (36" x 36") OR EQUAL COVER FORD C-3T OR EQUAL 20" Monitor cover & frame	FORD F-1000 FORD F8-1000	FORD C44-66 MUELLER P15403 McDONALD 4758-22
2"	FORD VBH77-15B-44-77 OR EQUAL	FORD B44-777 OR EQUAL	METER PIT FRATCO 40363600 (36" x 36") OR EQUAL COVER FORD C-3T OR EQUAL 20" Monitor cover & frame	FORD F-1000 FORD F8-1000	FORD C44-77 MUELLER P15403 McDONALD 4758-22



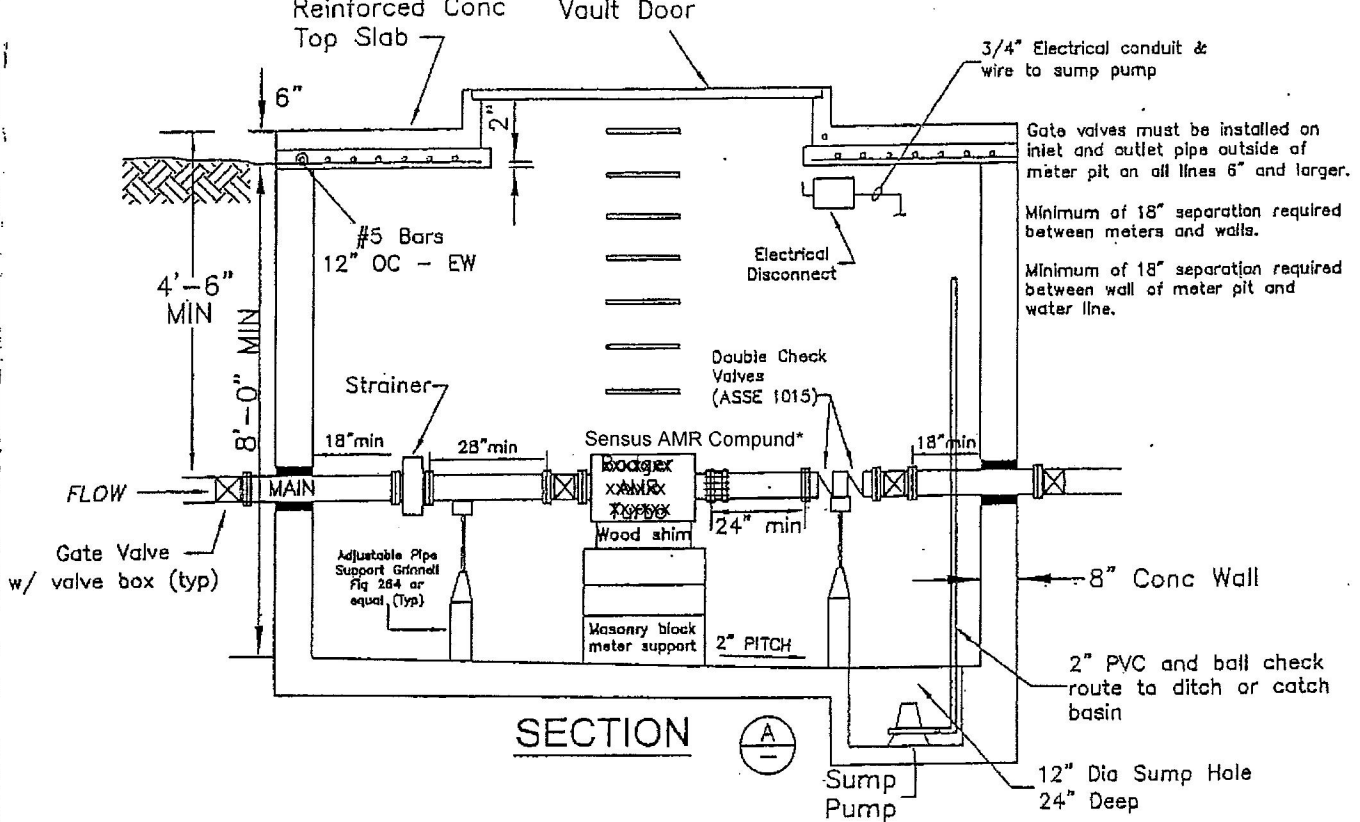
NOTE:

1. BACK FLOW PREVENTER TO BE INSTALLED AHEAD OF ANY SPRINKLER BUT NOT IN METER PIT.

METER BOX DETAIL FOR 1 1/2" AND 2" METERS

APPROVED/REVISED JUNE, 2012	WARREN COUNTY STANDARD DETAILS DEPARTMENT OF WATER & SEWER	STANDARD NUMBER W-10A
------------------------------------	---	---------------------------------

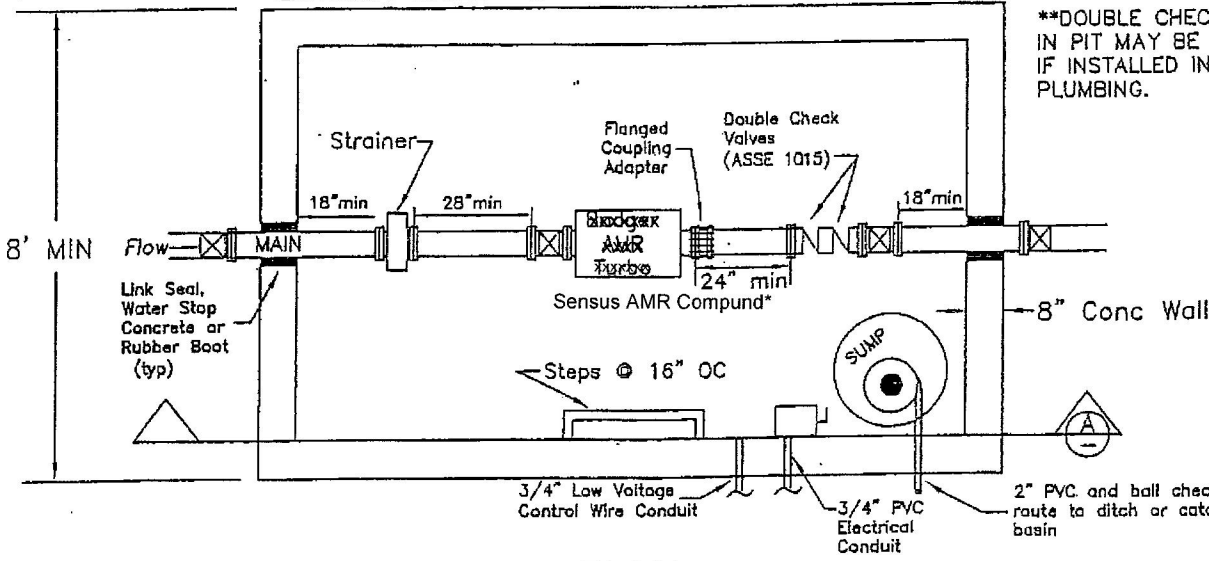
Meters- Sensus AMR Compound 1,000 Read Gallons TRPL w/ 520m Pitset radio



Meter Size	Min Pit Length
8"	18' - 6"
6"	14' - 9"
4"	12' - 2"
3"	11' - 8"

WATERPROOF EXTERIOR WALLS

**DOUBLE CHECK VALVE IN PIT MAY BE ELIMINATED IF INSTALLED IN INTERIOR PLUMBING.



* - Sensus AMR Compound ,000 Read Gallons RPL w/ 520 set radio

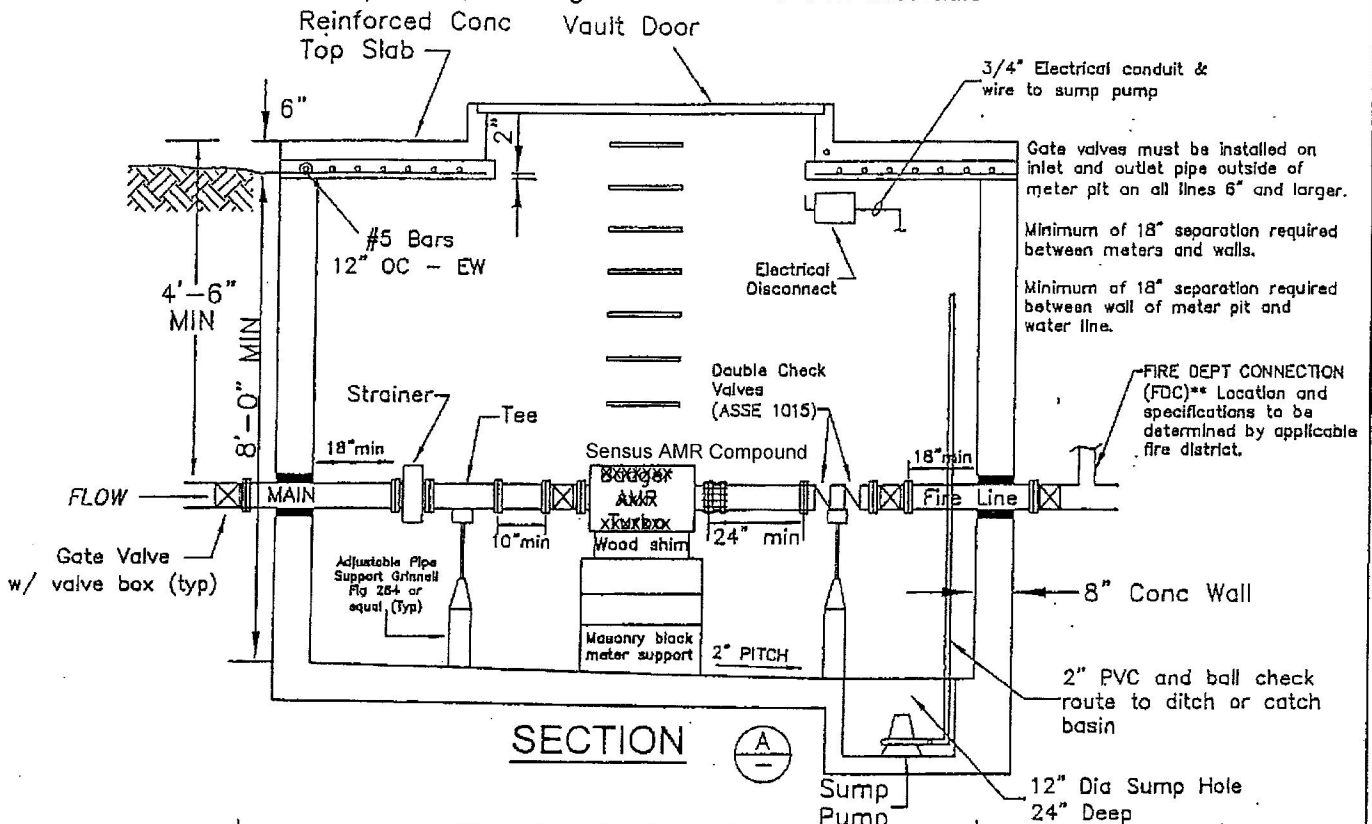
LARGE WATER METER PIT

APPROVED/REVISED
MARCH, 2008

WARREN COUNTY STANDARD DETAILS
DEPARTMENT OF WATER & SEWER

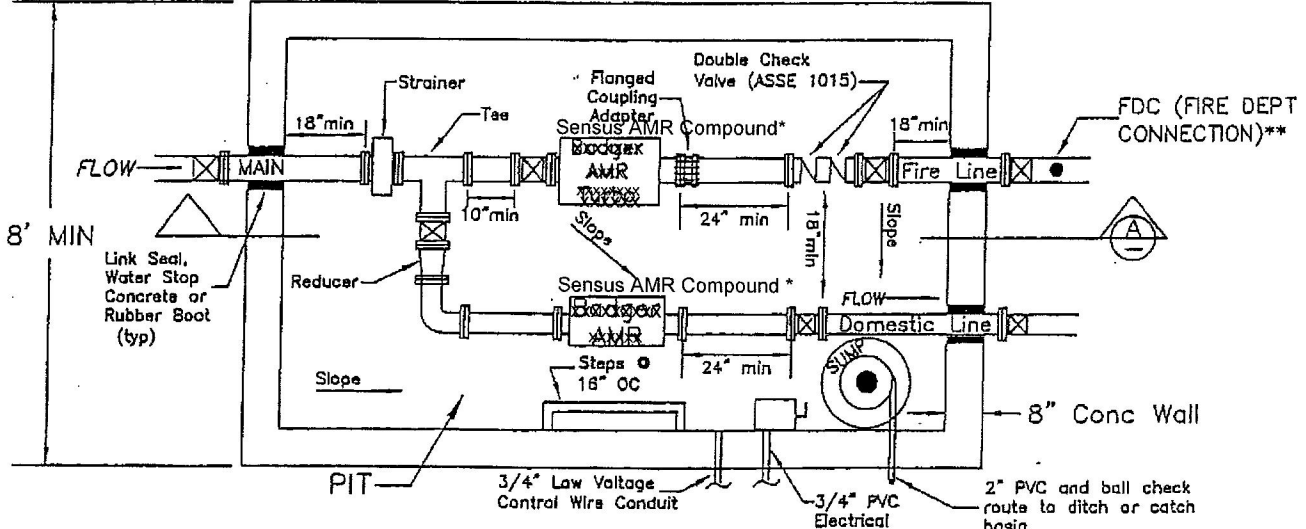
STANDARD NUMBER
W-14

Meters-Sensus AMR Compound 1,000 read gallons TRPL w/ 520m Pitset radio



Meter Size	Min Pit Length
8"	18' - 6"
6"	14' - 9"
4"	12' - 2"
3"	11' - 8"

WATERPROOF EXTERIOR WALLS



**FDC - All shut off valves on fire line shall be electronically monitored per applicable Fire District and Warren County Building Dept.

PLAN
NOT TO SCALE

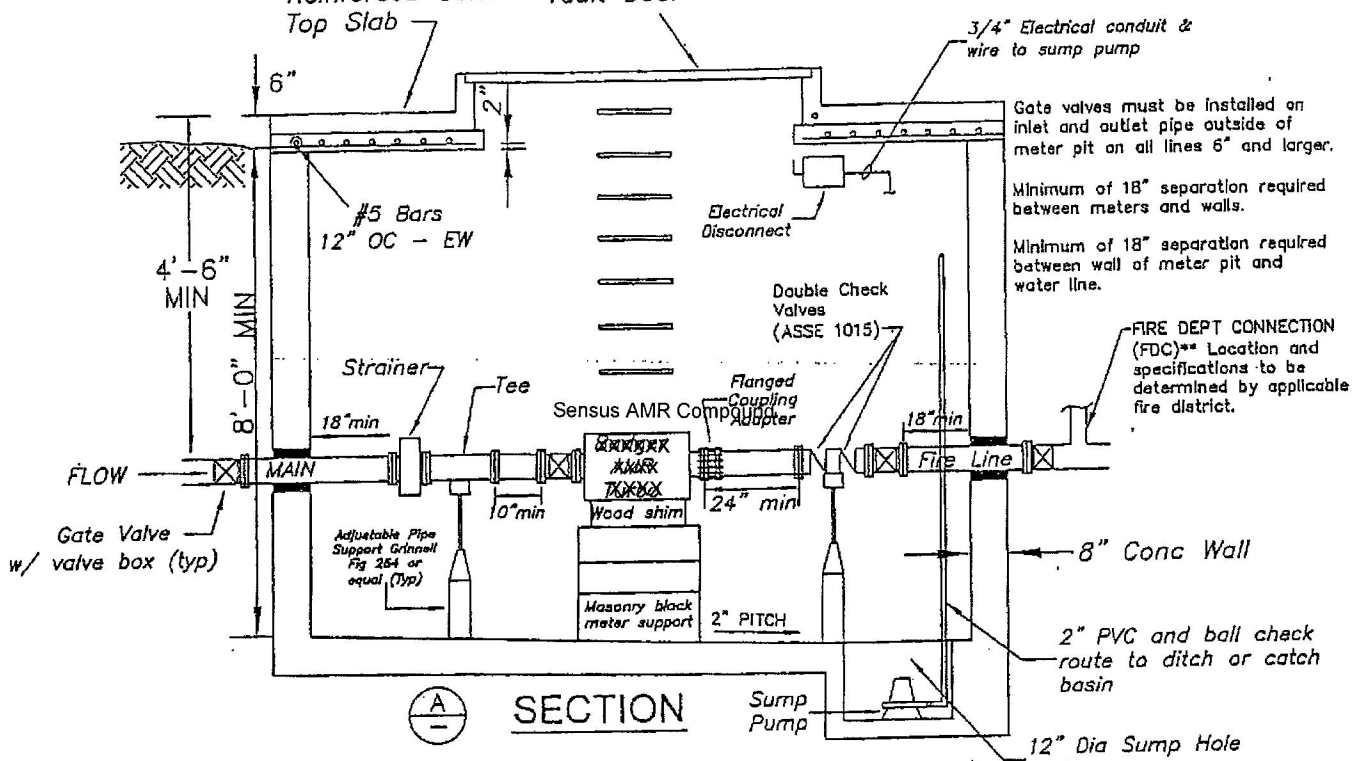
LARGE WATER METER PIT W/ FIRE LINE W/ FDC & DOMESTIC LINE

APPROVED/REVISED
MARCH, 2008

WARREN COUNTY STANDARD DETAILS
DEPARTMENT OF WATER & SEWER

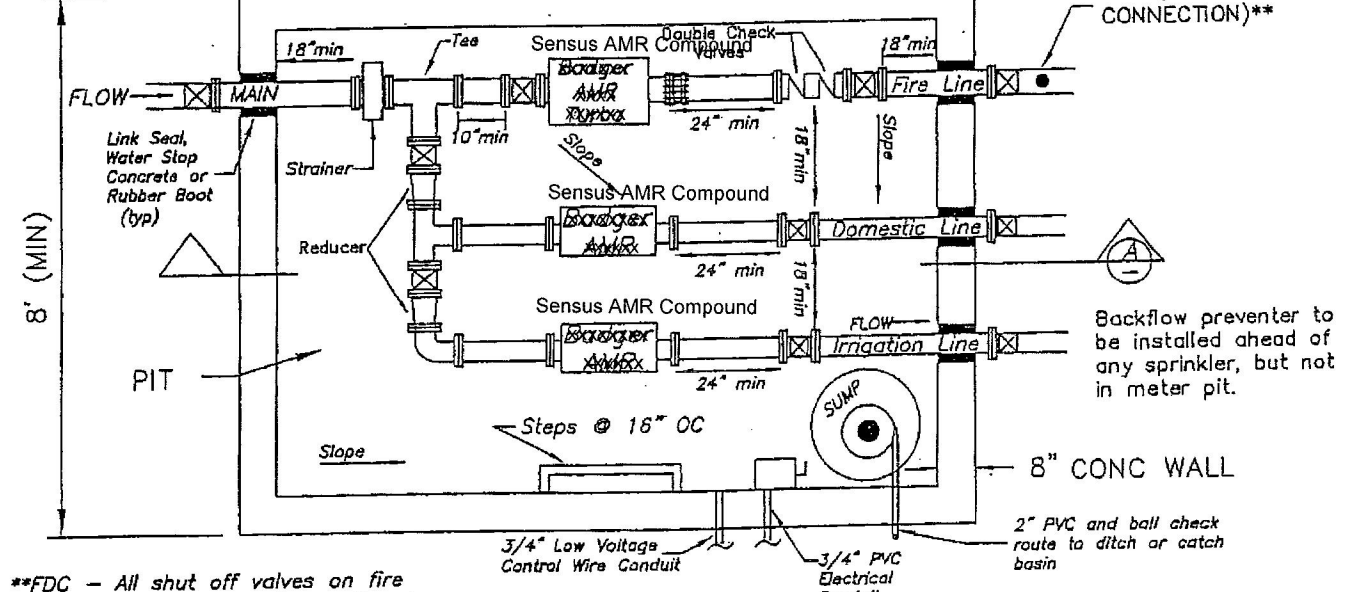
STANDARD NUMBER
W-15A

Meters - Sensus AMR Compound 1,000 Read gallons TRPL w/ 520m Pitset radio



(A) SECTION

Meter Size	Min Pit Length
8"	16' - 6"
6"	14' - 9"
4"	12' - 2"
3"	11' - 8"



**FDC - All shut off valves on fire line shall be electronically monitored per applicable Fire District and Warren County Building Dept.

PLAN
NOT TO SCALE

LARGE WATER METER PIT W/ FIRE LINE, DOMESTIC LINE & IRRIGATION LINE

APPROVED/REVISED	WARREN COUNTY, STANDARD DETAILS DEPARTMENT OF WATER & SEWER	STANDARD NUMBER
MARCH, 2008		W-15B