

# COUNCIL AGENDA



**Village Council Meeting**  
**6:30 P.M. Thursday, February 18, 2016**

**Village Administration Building**  
**99 High Street**  
**South Lebanon, Ohio 45065**

	Agenda Items
1.	<b>Call to Order</b>
2.	<b>Roll Call</b>
3.	<b>Pledge of Allegiance</b>
4.	<b>Guest Speakers</b> A. None
5.	<b>Open Forum</b>
6.	<b>Approval of Meeting Minutes</b> A. January 4, 2016 – Special Meeting B. January 6, 2016 – Special Meeting C. January 7, 2016 – Regular Meeting D. January 7, 2016 – Workshop E. January 21, 2016 – Regular Meeting
7.	<b>Emergency Resolutions/Ordinances and Third Reading of Resolutions/Ordinances</b> A. Emergency – Ordinance 2016-03 - To Make Final Appropriations for Current Expenses and Other Expenditures of the Village of South Lebanon, State of Ohio, for the period of January 1, 2016 through December 31, 2016 B. Third reading – Ordinance 2016-02 Setting the Compensation of Full Time Employees of the Village of South Lebanon C. Emergency – Ordinance Amending Ordinance 2013-10, Water Shut-Off Policy D. Emergency – Ordinance Adopting Warren County Water Standard Details with Modifications
8.	<b>Village Administrator Reports (non-legislative)</b> A. RPC Appointment Memo B. Jasper Shepherd Memo
9.	<b>New Business</b> A. Motion to approve invoices to be paid

<b>10.</b>	<b>Old Business</b> A. Second reading – Resolution 2016-06 – Authorizing Contract with Rozzi’s Famous Fireworks for July 4 <sup>th</sup> , 2016 and July 4 <sup>th</sup> , 2017
<b>11.</b>	<b>Committee Reports and Communications</b> A. None
<b>12.</b>	<b>Council Member Comments</b>
<b>13.</b>	<b>Village Administrator Comments</b>
<b>14.</b>	<b>Village Solicitor Comments</b>
<b>15.</b>	<b>Warren County Sheriff – Sergeant Boylan’ s Comments</b>
<b>16.</b>	<b>Mayor’s Comments</b>
<b>17.</b>	<b>Executive Session</b> A. None
<b>18.</b>	<b>Adjournment</b>

Members of the public may address Council during the Open Forum segment of the agenda and shall be limited to five minutes each. After the speaker concludes remarks Council may comment or ask questions at that time. The Mayor may at his or her discretion restrict duplicate testimony on a particular subject.

***The next regular Village Council Meeting will be on Thursday, March 3, 2016 at 6:30 PM.***

**“PERMANENT”**

**Ordinance 2016-03**

**An Ordinance to make appropriations for current expenses and other expenditures of the Village of South Lebanon, State of Ohio, for the period of January 1, 2016 through December 31, 2016 and declaring an emergency.**

**NOW, THEREFORE, BE IT ORDAINED By the Council of the Village of South Lebanon, Ohio at least two-thirds of the current members elected thereto, concurring that, to provide for the current expenses and other expenditures of the said Village of South Lebanon during the period of January 1, 2016 through December 31, 2016. The following sums are hereby set aside and appropriated as follows:**

**SECTION I.** That there be appropriated for the General Fund:

**POLICE:**

1000-110-399	Sheriff Contract Services	542,994.98
1000-110-270	Uniforms & Cleaning	7,000.00
1000-110-311	Gas & Electric	11,000.00
1000-110-329	Communications/Printing/Advertising	4,000.00
1000-110-433	Vehicle Repairs/Maintenance	20,000.00
1000-110-359	Vehicle Insurance	1,300.00
1000-110-410	Office Supplies	2,000.00
1000-110-252	Gas & Oil	40,000.00
1000-110-440	Vehicles/Equipment	109,000.00
1000-110-348	Training	1,300.00
		<hr/>
		738,594.98

**GENERAL STREETLIGHTING:**

1000-130-319	50,000.00
--------------	-----------

**MAYOR’S OFFICE EXPENSES:**

1000-710-161	Salaries and Related Expenses	5,000.00
1000-710-329	Communications/Printing/Advertising	2,000.00
1000-710-353	Officials Liability Insurance	2,560.00
1000-710-410	Office Supplies	2,000.00
		<hr/>
		11,560.00

**MAYOR'S COURT AND RELATED EXPENSES:**

<b>1000-720-162</b>	<b>Court Clerk Salary and Related Expenses</b>	<b>40,000.00</b>
<b>1000-720-410</b>	<b>Office Supplies</b>	<b>1,500.00</b>
<b>1000-720-329</b>	<b>Communication/Printing/Advertising</b>	<b>2,000.00</b>
<b>1000-720-169</b>	<b>Magistrate Services</b>	<b><u>18,000.00</u></b>
		<b>61,500.00</b>

**COUNCIL SALARIES AND RELATED EXPENSES:**

<b>1000-710-111</b>	<b>24,000.00</b>
---------------------	------------------

**SOLICITOR SALARY:**

<b>1000-750-141</b>	<b>18,000.00</b>
---------------------	------------------

**VILLAGE ADMINISTRATOR:**

<b>1000-710-131</b>	<b>Salary and Related Expenses</b>	<b>50,000.00</b>
<b>1000-710-329-1000</b>	<b>Communications/Printing/Advertising</b>	<b>3,500.00</b>
<b>1000-710-410-1000</b>	<b>Office Supplies</b>	<b>3,000.00</b>
<b>1000-710-252</b>	<b>Travel &amp; Cell Phone</b>	<b>3,600.00</b>
<b>1000-710-390-1000</b>	<b>IT Services</b>	<b><u>8,000.00</u></b>
		<b>68,100.00</b>

**ADMINISTRATOR'S STAFF SALARIES:**

<b>1000-531-132</b>	<b>87,000.00</b>
---------------------	------------------

**FISCAL OFFICER:**

<b>1000-725-121</b>	<b>Salary and Related Expenses</b>	<b>36,000.00</b>
<b>1000-725-329</b>	<b>Communications/Printing/Advertising</b>	<b>4,000.00</b>
<b>1000-725-410</b>	<b>Office Supplies</b>	<b><u>3,000.00</u></b>
		<b>43,000.00</b>



**TAX COMMISSIONER:**

1000-755-122	Salary and Related Expenses	40,000.00
1000-755-329	Communications/Printing/Advertising	6,000.00
1000-755-410	Office Supplies	3,500.00
1000-760-600	Tax Refund	<u>26,000.00</u>
		75,500.00

**CONTRIBUTIONS/DUES/FEES:**

1000-220-650	6,000.00
--------------	----------

**LAND AND BUILDINGS:**

1000-730-530-1001	Renovation of School	500,000.00
1000-730-530-1013	Maintenance Facility	83,333.33
1000-320-395	Joint Parks and Playgrounds	140,000.00
1000-790-353	Village Liability Insurance	2,600.00
1000-790-420	Operating Supplies	20,000.00
1000-730-431	Maintenance and Repairs	<u>75,000.00</u>
		820,933.33

**PROFESSIONAL SERVICES:**

1000-790-349	Other Professional Services	210,000.00
1000-790-340-1002	Solicitor Fees	20,000.00
1000-790-340-1003	Public Defender Fees	5,000.00
1000-790-340-1004	Other Legal Fees	20,000.00
1000-790-340-1006	Village Engineer Fees	150,000.00
1000-790-399-1007	Cleaning Service	5,700.00
1000-790-390-1008	Bank Fees	2,000.00
1000-790-390-1009	Credit Card Fees	3,000.00
1000-790-390-1011	Other Consulting Fees	20,000.00
1000-790-395-1012	Recording Fees	<u>1,000.00</u>
		436,700.00

<b>1000-710-211</b>	<b>OPERS/Village</b>	<b>40,000.00</b>
<b>1000-710-213</b>	<b>Medicare/Village</b>	<b>8,000.00</b>
<b>1000-710-221</b>	<b>Medical/Village</b>	<b>100,000.00</b>
<b>1000-710-223</b>	<b>Dental/Village</b>	<b>10,000.00</b>
<b>1000-710-222</b>	<b>Life Insurance/Village</b>	<b>800.00</b>
<b>1000-710-224</b>	<b>Vision/Village</b>	<b>1200.00</b>
<b>1000-710-225</b>	<b>Worker's Comp/Village</b>	<b>1000.00</b>

**CAPITAL OUTLAY:**

<b>1000-800-590</b>	<b>1,265,499.11</b>
---------------------	---------------------

<b>GENERAL FUND TOTAL</b>	<b>3,867,387.42</b>
---------------------------	---------------------

**PERMISSIVE TAX:**

<b>2101-610-439</b>	<b>Street Paving &amp; Repairs</b>	<b><u>158,786.52</u></b>
---------------------	------------------------------------	--------------------------

<b>PERMISSIVE FUND TOTAL</b>	<b>158,786.52</b>
------------------------------	-------------------

**STREET FUND:**

2011-690-132	Salaries and Related Expenses	75,000.00
2011-800-555-2001	Current Year Projects	108,403.26
2011-690-359	Vehicle Insurance	2,600.00
2011-690-394	Equipment	4,000.00
2011-690-396	Supplies/Minor Equipment	78,351.67
2011-690-433	Vehicle Repairs/Maintenance	3,500.00
2011-690-252	Gas & Oil	5,000.00
2011-630-396-2002	Street Sweeping	7,600.00
2011-630-396-2003	Street Salt	25,000.00
2011-610-396-2004	OPWC Zoar Road	<u>17,200.00</u>
		326,654.93
2011-690-211	OPERS/Village	10,000.00
2011-690-213	Medicare/Village	1,200.00
2011-690-221	Medical/Village	15,000.00
2011-690-223	Dental/Village	800.00
2011-690-222	Life Insurance/Village	300.00
2011-690-224	Vision/Village	400.00
2011-690-225	Worker's Comp/Village	1,000.00
	<b>STREET FUND TOTAL</b>	<b>355,354.93</b>

**WATER FUND:**

5101-531-132	Salaries and Expenses	65,500.00
5101-533-312-7060	Water Purchase	200,000.00
5101-533-399-7003	Water Testing	6,000.00
5101-533-397-7061	Water Projects	150,000.00
5101-533-420	Operations & Maintenance	559,045.72
5101-531-311-7000	Office Gas & Electric	1,500.00
5101-535-311-7005	Pumps & Tower Electric	9,000.00
5101-531-329	Communications/Printing/Advertising	5,000.00
5101-539-433	Vehicle Repairs/Maintenance	3,500.00
5101-539-359	Vehicle Insurance	2,600.00
5101-539-353-7010	Officials Liability	1,300.00
5101-539-353-7015	Village Liability	2,600.00
5101-539-352	Building Insurance	2,600.00
5101-533-410	Office Supplies	2,000.00
5101-539-252	Gas & Oil	5,000.00
5101-539-394-7006	Equipment	40,000.00
5101-533-440	Small Tools/Minor Equipment	40,000.00
5101-539-394-7004	Repairs Machinery/Equipment	15,000.00
5101-730-530-1013	Maintenance Facility	83,333.33
5101-850-790-7020	OWDA PROJECT #1899 Tower	53,379.50
5101-850-790-7025	OWDA PROJECT #1900 Lines	20,369.46
5101-850-790-7030	OWDA PROJECT #1901	22,852.68
5101-850-790-7055	OWDA PROJECT #6216 (Main)	7,040.72
5101-533-391-7040	Cincinnati Water Works Fee	33,335.00
		<hr/>
		1,330,956.41
5101-539-211	OPERS/Village	15,000.00
5101-539-213	Medicare/Village	1,500.00
5101-539-221	Medical/Village	15,000.00
5101-539-223	Dental/Village	900.00
5101-539-222	Life Insurance/Village	200.00
5101-539-224	Vision/Village	300.00
5101-531-225	Workers' Comp/Village	1,500.00

**WATER FUND TOTAL** **1,365,356.41**

**SEWER FUND:**

5201-541-132	Salaries and Related Expenses	260,500.00
5201-599-300-6035	Sewer Treatment Contract	210,000.00
5201-543-397	Operations & Maintenance	1,970,980.28
5201-541-311-6000	Office Gas & Electric	2,000.00
5201-541-311-6005	Lift Station Electric	35,000.00
5201-541-329	Communications/Printing/Advertising	15,000.00
5201-549-433	Vehicle Repairs	10,000.00
5201-549-359	Vehicle Insurance	2,600.00
5201-541-353-6010	Officials Liability	2,600.00
5201-549-353-6015	Village Liability	2,600.00
5201-541-352	Building Insurance	2,600.00
5201-543-410	Office Supplies	3,000.00
5201-549-252	Gas & Oil	6,000.00
5201-543-432	Lift Station Repairs	350,000.00
5201-543-440	Equipment	250,000.00
5201-549-440-6021	Small Tools/Minor Equipment	180,000.00
5201-730-530-1013	Maintenance Facility	83,333.33
		<u>3,386,213.61</u>

5201-541-211	OPERS/Village	28,000.00
5201-541-213	Medicare/Village	15,000.00
5201-541-221	Medical/Village	60,000.00
5201-541-223	Dental Insurance/Village	5,000.00
5201-541-222	Life Insurance/Village	800.00
5201-541-224	Vision/Village	1000.00
5201-541-225	Worker's Comp/Village	4,000.00

**SEWER FUND TOTAL** **3,500,013.61**

**SANITATION FUND:**

<b>5601-561-132</b>	<b>Salaries and Related Expenses</b>	<b>8,000.00</b>
<b>5601-564-398</b>	<b>Solid Waste Disposal</b>	<b><u>324,789.60</u></b>
		<b>332,789.60</b>

<b>5601-561-211</b>	<b>OPERS/Village</b>	<b>6,000.00</b>
<b>5601-561-213</b>	<b>Medicare/Village</b>	<b>800.00</b>
<b>5601-561-221</b>	<b>Medical/Village</b>	<b>2,000.00</b>
<b>5601-569-223</b>	<b>Dental Insurance/Village</b>	<b>150.00</b>
<b>5601-569-222</b>	<b>Life Insurance/Village</b>	<b>25.00</b>
<b>5601-561-224</b>	<b>Vision/Village</b>	<b>350.00</b>

**SANITATION FUND TOTAL      342,114.60**

**MAYOR'S COURT SPECIAL PROJECTS FUND:**

<b>2906-720-690</b>	<b>8,477.00</b>
---------------------	-----------------

**INDIGENT ALCOHOL MONITORING**

<b>2082-110-391</b>	<b>1,852.65</b>
---------------------	-----------------

**DUI FUND:**

<b>2081-110-391</b>	<b>1,750.00</b>
---------------------	-----------------

**PARK FUND:**

<b>2041-320-395</b>	<b>25,759.46</b>
---------------------	------------------

**COMMUNITY CENTER:**

<b>2901-310-431</b>	<b>42,908.48</b>
---------------------	------------------

**HOMESTEAD PUBLIC IMPROVEMENTS**

<b>2903-990-990-5011</b>	<b>33,242.68</b>
--------------------------	------------------

**VISTA POINTE STREET/SEWER BOND**

<b>2904-990-990-5006</b>	<b>16,194.60</b>
--------------------------	------------------

**SHEPHERD'S CROSSING PUBLIC IMPROVEMENTS**

<b>2905-990-990-5012</b>	<b>112,047.47</b>
--------------------------	-------------------

**WOODKNOLL INSPECTIONS**

<b>2908-990-5008</b>	<b>5,481.90</b>
----------------------	-----------------

**WOODKNOLL NUISANCE BOND**

<b>2909-990-5009</b>	<b>77.50</b>
----------------------	--------------

**DEPOSIT TRUST:**

<b>5781-599-620</b>	<b>90,653.06</b>
---------------------	------------------

**UNCLAIMED FUNDS**

<b>9101-990-990-6001</b>	<b>573.59</b>
--------------------------	---------------

**TIF FUND**

<b>2907-410-600-5000</b>	<b>789,582.11</b>
--------------------------	-------------------

**UTILITY MAINTENANCE AND RESERVE:**

**115,287.64**

**TOTAL APPROPRIATED FUNDS 2016**

**10,832,901.63**

**TIME BEING OF THE ESSENCE IN ORDER TO MAKE PROPER  
APPROPRIATIONS FOR THE YEAR 2016, THIS SHALL BE DEEMED AN  
EMERGENCY AND SHALL BE EFFECTIVE UPON ITS PASSAGE.**

**Passed:**

\_\_\_\_\_  
**Sharon A. Louallen, Fiscal Officer**

\_\_\_\_\_  
**James D. Smith, Mayor**

**Approved as to form:**

**Paul Revelson  
Village Solicitor  
South Lebanon, Ohio**

**By: \_\_\_\_\_**

**Date: \_\_\_\_\_**



**VILLAGE OF SOUTH LEBANON, OHIO**  
**ORDINANCE NO. 2016-\_\_\_\_\_**

**AN ORDINANCE SETTING RATES OF COMPENSATION OF FULL-TIME  
EMPLOYEES OF THE VILLAGE OF SOUTH LEBANON**

**WHEREAS**, in accordance with Ohio Rev. Code § 735.13, the legislative authority of a village shall fix the compensation and bonds of all officers, clerks, and employees of the village except as otherwise provided by law; and,

**WHEREAS**, per the U.S. Department of Labor, the Consumer Price Index (CPI) for Cincinnati area has cumulatively increased 6.1% for calendar years 2012, 2013 and 2014; and

**WHEREAS**, Village employees have received a one percent (1%) increase in their rate of pay since December 15, 2011; and

**WHEREAS**, the Mayor and Administrator recommends a three percent (3%) increase to the rate of compensation of the Village's full-time employees as established by Ordinance # 2013-15; and,

**NOW, THEREFORE, BE IT ORDAINED**, by the Council of the Village of South Lebanon, Ohio, at least a majority of all members elected thereto concurring:

**Section 1.** The rate of compensation of the full-time employees of the Village of South Lebanon, beginning with the payroll period beginning the following Monday after the effective date, shall be increased by three percent (3%).

**Section 2.** That Section 1 of Ordinance #2013-15 is hereby amended accordingly.

**Section 3.** That the Council is acting in its legislative capacity in approving this Ordinance.

**Section 4.** That the recitals contained within the Whereas Clauses set forth above are incorporated by reference herein.

**Section 5.** That it is found and determined that all formal actions of the Council concerning and relating to the passage of this Ordinance were conducted

in an open meeting of Council in compliance with all legal requirements, including Section 121.22 of the Ohio Revised Code.

Approved this \_\_\_\_ day of \_\_\_\_\_, 2016.

Attest: \_\_\_\_\_  
Sharon Louallen, Fiscal Officer/Clerk James D. Smith, Mayor

Rules Suspended:    /   /   (if applicable)	Effective Date –    /   /
Vote - ____ Yeas ____ Nays	
First Reading –    /   /   -	Effective Date –    /   /
Second Reading –    /   /	
Third Reading–    /   /	
Vote - ____ Yeas ____ Nays	

Prepared by and approved as to form:

PAUL R. REVELSON  
VILLAGE SOLICITOR  
SOUTH LEBANON, OHIO

By: \_\_\_\_\_

Date: \_\_\_\_\_



Village of South Lebanon  
99 N. High Street, South Lebanon, Ohio 45065  
513-494-2296  
fax: 513-494-1656  
[www.southlebanonohio.org](http://www.southlebanonohio.org)

## MEMORANDUM

**To:** Mayor & Village Council

**From:** Jerry Haddix, Village Administrator

**Date:** February 17, 2016

**Subject:** Revised Water Shut-Off Policy

---

In 2013, the Village Council adopted Ordinance 2013-10 which abolished the Water Review Board and established a water shut off policy. In reviewing the water shut off, it included a provision that would make landlords responsible for the water bill even if they weren't the actual water customer. Unless the Village requires them to be a party to the application or they provide the utilities as part of the lease, the landlord can't be held responsible for past due amounts. This ordinance fixes that issue.

Let me know if you have any questions.

**VILLAGE OF SOUTH LEBANON, OHIO**  
**ORDINANCE NO. 2016-\_\_\_\_**

**AN ORDINANCE AMENDING ORDINANCE NO. 2013-10 RELATING TO THE  
VILLAGE OF SOUTH LEBANON'S WATER SHUT OFF POLICY, AND  
DECLARING AN EMERGENCY**

**WHEREAS**, the Council adopted Ordinance No. 2013-10 on August 15, 2013 that established the Village's water shut-off policy, and abolished the Water Review Board and,

**WHEREAS**, it was recently determined that changes are required to be made to the Village's "Water Shut-Off Policy"; and,

**WHEREAS**, immediate action is required to improve the Village's Utilities Department efficiency and effectiveness, and such action is necessary in order to preserve the public peace, health, safety or welfare of the Village.

**NOW, THEREFORE, BE IT RESOLVED** by the Council of the Village of South Lebanon, Ohio, at least two-thirds of all members elected thereto concurring:

**Section 1.** That the Council does hereby amend Resolution No. 2013-10; accordingly, the Council does hereby adopt the attached Water Shut Office Policy and Procedures and incorporate the same by reference herein.

**Section 2.** That the Council is acting in its legislative capacity in adopting this Ordinance.

**Section 3.** That the recitals contained within the Whereas Clauses set forth above are incorporated by reference herein.

**Section 4.** That this Ordinance is hereby declared to be an emergency measure in accordance with Ohio Rev. Code § 731.30 for the immediate preservation of the public peace, health, safety and general welfare; and, this Ordinance shall be in full force and effective immediately upon its passage.

**Section 5.** That it is found and determined that all formal actions of the Council concerning and relating to the adoption of this Ordinance were adopted in an

open meeting of Council in compliance with all legal requirements, including Section 121.22 of the Ohio Revised Code.

Adopted this     day of     , 2016.

Attest: \_\_\_\_\_  
Sharon Louallen, Fiscal Officer/Clerk   James D. Smith, Mayor

Rules Suspended:   /   /2016 (if applicable)	Effective Date –   /   /2016
Vote - ____ Yeas ____ Nays	
First Reading –   /   /2016	Effective Date –   /   /2016
Second Reading –   /   /2016	
Third Reading–   /   /2016	
Vote - ____ Yeas ____ Nays	

Prepared by and approved as to form:

PAUL R. REVELSON  
VILLAGE SOLICITOR  
SOUTH LEBANON, OHIO

By: \_\_\_\_\_  
Date: \_\_\_\_\_

## VILLAGE OF SOUTH LEBANON

### WATER SHUT OFF POLICY

The billing for water services furnished by the Village shall be governed by the requirements hereinafter provided in this water billing policy. It is stipulated as a condition of the granting of water service by the Village that all persons now using such water service, or who may hereafter make application for water service, shall be considered as having agreed to be bound by all the rules and regulations as are herein or as may hereafter be prescribed.

#### I. RULES AND REGULATIONS.

The Village Administrator and the Utilities Clerk are authorized to adopt and enforce, subject to the approval of the Village Administrator, such rules and regulations as they deem necessary in the execution of their responsibilities and duties prescribed in this policy.

#### II. BILLING

Charges for services furnished for the Village and its inhabitants and other users by the waterworks system shall be rendered monthly by the Utilities Clerk. In the event that utility bills are mailed by the Village after the first of the month in which they are due, the Village Administrator shall have the authority to establish a later due date for that billing cycle so as not to penalize the ratepayer.

#### III. DELINQUENT ACCOUNTS.

The bill for any service rendered for water, sanitation, and sewer service shall be paid by the 15<sup>th</sup> of each month following the billing thereof, and if not paid within that time, a penalty of ten percent (10%) shall be added thereto. If the 15<sup>th</sup> of the month falls on a weekend or a holiday, the bill shall be paid by the first business day following the 15<sup>th</sup>. If the delinquent bill is not paid within fourteen (14) days of the date it was due, together with the penalty thereon, the Utilities Clerk shall cause the service to be discontinued; and it shall be resumed only on payment by the ~~property owner or user~~ customer of the full amount of the account, plus an additional fifty dollars (\$50.00) turn-on fee. The utility service deposit may be applied to any past due amount. Prior to resuming service, any amount deducted from the security deposit for past due amounts must be replenished by the customer. If the bill is not paid within sixty (60) days, the Village Administrator and the Fiscal Officer may certify the delinquent bill to the County Auditor for collection as and at the same time that other taxes and assessments are collected. In any event, no applicant with a delinquent utility account with the Village of South Lebanon shall be approved for water service until any and all delinquent amounts to the Village of South Lebanon Utility Department are paid in full.

#### ~~IV. OWNER AND LESSEE LIABLE FOR WATER SERVICE.~~

~~The owner of private property which is served by the waterworks system by pipes connected with said system to furnish water thereto shall, as well as the lessee of the premises, be liable to the Village for all water service from said system to said premises.~~

**VILLAGE OF SOUTH LEBANON, OHIO**  
**99 High Street**  
**South Lebanon, OH 45065**  
**Ph. (513) 494-2296**

**USER APPLICATION FOR WATER SERVICE**

ACCOUNT NO: \_\_\_\_\_ DATE: \_\_\_\_\_

NAME(S) OF APPLICANT(S): \_\_\_\_\_

DRIVER LICENSE NO.: \_\_\_\_\_ SOCIAL SECURITY NO. \_\_\_\_\_

TELEPHONE NO. (\_\_\_\_) \_\_\_\_\_ CELLULAR: (\_\_\_\_) \_\_\_\_\_

DO YOU RENT OR OWN THE PROPERTY? \_\_\_\_ RENT \_\_\_\_ OWN

LANDLORD / PROPERTY OWNER NAME: \_\_\_\_\_

LANDLORD / PROPERTY OWNER ADDRESS: \_\_\_\_\_

PHONE NO. (\_\_\_\_) \_\_\_\_\_ CELLULAR (\_\_\_\_) \_\_\_\_\_

ADDRESS WHERE SERVICE IS REQUIRED: \_\_\_\_\_

BILLING ADDRESS: \_\_\_\_\_

WILL SOMEONE BE HOME FOR WATER TURN-ON: \_\_\_\_ YES \_\_\_\_ NO

IF NO, PROVIDE SIGNATURE BELOW INDICATING YOUR AGREEMENT TO ACCEPT RESONSIBILITY FOR ANY  
WATER DAMAGE THAT MAY OCCUR IF SOMEONE IS NOT HOME AT THE TIME THE WATER IS TURNED ON.

SIGNATURE: \_\_\_\_\_ DATE: \_\_\_\_\_

SECURITY DEPOSIT PAID: \_\_\_\_\_ METER SIZE: \_\_\_\_\_

DATE SERVICE STARTED: \_\_\_\_\_ DATE SERVICE ENDED: \_\_\_\_\_

FORWARDING ADDRESS OF APPLICANT UPON REQUEST TO DISCONTINUE SERVICE: \_\_\_\_\_

DEPOSIT REFUNDED: DATE: \_\_\_\_\_ AMOUNT: \_\_\_\_\_

REMARKS (if any): \_\_\_\_\_

**The undersigned Applicant(s) certify that I/We shall be responsible for payment of all bills with respect to above requested water service until notification to discontinue service is received by the Village of South Lebanon. Discontinuing service must be requested in writing and delivered to the Village of South Lebanon at the address listed above. If all user bills owed to the Village of South Lebanon have not been paid, then the security deposit will be applied to the unpaid balance. Any unpaid balance in excess of the security deposit shall remain the sole responsibility of Applicant(s). In the event Applicant(s) fails to satisfy the unpaid balance in full, and the Village of South Lebanon institutes legal proceedings to collect the unpaid balance, Applicant(s) shall indemnify the Village of South Lebanon for all court costs and expenses relating thereto, including reasonable attorney fees. The undersigned Applicant(s) acknowledge and understand that any refund due from the security deposit as provided herein shall be refunded only to the person(s) whose name(s) appear on the account when service is discontinued, provided the amount is greater than \$10.00. When the account is registered in two or more names, any refund of the security deposit as provided herein will be payable jointly.**

**The undersigned Applicant(s) certify that I/We have received a complete copy of the Village of South Lebanon Ordinance No 2016-\_\_ [Water Service Rules & Regulations], which are incorporated herein and made a part hereof, and water service to the address listed above is subject to such Rules and Regulations.**

DATE: \_\_\_\_\_ APPLICANT'S SIGNATURE(S): \_\_\_\_\_

DATE: \_\_\_\_\_





Village of South Lebanon  
99 N. High Street, South Lebanon, Ohio 45065  
513-494-2296  
fax: 513-494-1656  
[www.southlebanonohio.org](http://www.southlebanonohio.org)

## MEMORANDUM

**To:** Mayor & Village Council

**From:** Jerry Haddix, Village Administrator

**Date:** February 17, 2016

**Subject:** Adoption of Water Standard Details.

---

In reviewing the Warren County Water Standard Details, there are a few items that needed to be specified to exactly what we use. This includes the fire hydrants & water meters. We are also recommending requiring meter radio transmitters for all new developments.

Let me know if you have any questions.

**VILLAGE OF SOUTH LEBANON, OHIO**  
**ORDINANCE NO. 2016- \_\_\_\_**

**AN ORDINANCE ADOPTING WARREN COUNTY WATER STANDARD  
DETAILS WITH VILLAGE MODIFICATIONS, AND TO DECLARE AN  
EMERGENCY.**

**WHEREAS**, the Warren County Board of County Commissioners adopted the latest amendments to the Warren County Water Standard Details on June 12, 2013, per Resolution# 12-0787; and

**WHEREAS**, the Village Public Works Department has reviewed these details and has recommended modifications to promote standardization and modernization of water apparatuses in all new construction; and

**WHEREAS**, immediate implementation is necessary to ensure uniformity in water and sewer standards throughout the Village; and

**NOW, THEREFORE BE IT RESOLVED** by the Council of the Village of South Lebanon, Ohio, at least two-thirds of all members elected thereto concurring:

**Section 1.** . That this Council hereby adopts the Warren County Water Standard Details, dated June 12, 2013, included by reference, with the following revisions, as attached hereto and made a part hereof:

WATER DETAIL W-8	Hydrant Setting (with attached revision)
WATER DETAIL W-10	Meter Box Detail for 3/4" and 1" meters (with attached revisions)
WATER DETAIL W-10A	Meter Box Detail for 1 1/2" and 2" meters (with attached revisions)
WATER DETAIL W-14	Large Water Meter Pit (with attached revisions)
WATER DETAIL W-15A	Large Water Meter Pit w/ Fire w/ FDC & Domestic Line (with attached revisions)
WATER DETAIL W-15B	Large Water Meter Pit w/ Fire Line, Domestic Line & Irrigation Line (with attached revisions)

**Section 2.** That the recitals contained within the Whereas Clauses set forth above are incorporated by reference herein.

**Section 3.** That this Ordinance is hereby declared to be an emergency measure in accordance with Ohio Rev. Code § 731.30 for the immediate preservation of the public peace, health, safety and general welfare; and, this Ordinance shall be in full force and effective immediately upon its passage.

**Section 4.** That it is found and determined that all formal actions of the Council concerning and relating to the adoption of this Ordinance were adopted in an open meeting of Council in compliance with all legal requirements, including Section 121.22 of the Ohio Revised Code.

Adopted this \_\_\_\_ day of February, 2016.

Attest: \_\_\_\_\_  
Sharon Louallen, Fiscal Officer/Clerk      James D. Smith, Mayor

Rules Suspended:    /    /2016 (if applicable)	Effective Date –    /    /2016
Vote - ____ Yeas ____ Nays	
First Reading –    /    /2016	Effective Date –    /    /2016
Second Reading – n/a	
Third Reading – n/a	
Vote - ____ Yeas ____ Nays	

Prepared by and approved as to form:

PAUL R. REVELSON  
VILLAGE SOLICITOR  
SOUTH LEBANON, OHIO

By: \_\_\_\_\_

Date: \_\_\_\_\_

# **Resolution**

Number 12-0787

Adopted Date June 12, 2012

## **AMEND STANDARD DETAILS FOR THE WARREN COUNTY WATER AND SEWER DEPARTMENT**

WHEREAS, by Resolution #87-1103, the Board established Standard Details for water and sanitary sewer improvements to be constructed within Warren County; and

WHEREAS, it is necessary at this time to amend said Standard Details; and

### **NOW THEREFORE BE IT RESOLVED:**

1. That the Standard Details for the Warren County Water and Sewer Department are hereby amended by the revisions to the following:

#### **STANDARD DRAWING INDEX**

WATER DETAIL W-2	(WATERMAIN TRENCH DETAIL)
WATER DETAIL W-3	(THRUST BLOCK DETAILS)
WATER DETAIL W-7	(WATERMAIN IN CASING)
WATER DETAIL W-8	(HYDRANT SETTING)
WATER DETAIL W-9	(FIRE HYDRANT ARRANGEMENT)
WATER DETAIL W-10	(METER BOX DETAIL FOR 3/4" AND 1" METERS)
WATER DETAIL W-10A	(METER BOX DETAIL FOR 1-1/2" AND 2" METERS)
WATER DETAIL W-12	(TYPICAL WATER SYSTEM DETAIL)
WATER DETAIL W-13	(DITCH AND METER LOCATION)
WATER DETAIL W-19	(REQUIRED RESTRAINED JOINTS FOR BENDS)
WATER DETAIL W-20	(REQUIRED RESTRAINED JOINTS – DEAD END VALVES, PLUGS, CAPS, & TEES)
WATER DETAIL W-22	(ROAD PAVEMENT CUT AND RESTORATION AT ROADWAY CROSSING)
WATER DETAIL WG-1	
WATER DETAIL WG-2	
SANITARY DETAIL S-1	(PRECAST MANHOLE)
SANITARY DETAIL S-2	(DROP MANHOLE DETAIL)
SANITARY DETAIL S-3	(PRECAST MANHOLE INSIDE DROP CONNECTION)
SANITARY DETAIL S-7	(SANITARY GRAVITY SEWER TRENCH DETAIL)
SANITARY DETAIL S-8	(ROAD PAVEMENT CUT AND RESTORATION AT ROADWAY CROSSINGS)
SANITARY DETAIL S-9	(SEWER IN CASING)
SANITARY DETAIL S-14	(DEEP HOUSE CONNECTIONS)
SANITARY DETAIL S-15B	(HOUSE CONNECTIONS)
SANITARY DETAIL S-16	(FORCEMAIN CLEANOUT)
SANITARY DETAIL S-18	(SANITARY CLEANOUT)

# **Resolution**

Number 12-0787

Adopted Date June 12, 2012

## **AMEND STANDARD DETAILS FOR THE WARREN COUNTY WATER AND SEWER DEPARTMENT**

WHEREAS, by Resolution #87-1103, the Board established Standard Details for water and sanitary sewer improvements to be constructed within Warren County; and

WHEREAS, it is necessary at this time to amend said Standard Details; and

### **NOW THEREFORE BE IT RESOLVED:**

1. That the Standard Details for the Warren County Water and Sewer Department are hereby amended by the revisions to the following:

#### **STANDARD DRAWING INDEX**

WATER DETAIL W-2	(WATERMAIN TRENCH DETAIL)
WATER DETAIL W-3	(THRUST BLOCK DETAILS)
WATER DETAIL W-7	(WATERMAIN IN CASING)
WATER DETAIL W-8	(HYDRANT SETTING)
WATER DETAIL W-9	(FIRE HYDRANT ARRANGEMENT)
WATER DETAIL W-10	(METER BOX DETAIL FOR 3/4" AND 1" METERS)
WATER DETAIL W-10A	(METER BOX DETAIL FOR 1-1/2" AND 2" METERS)
WATER DETAIL W-12	(TYPICAL WATER SYSTEM DETAIL)
WATER DETAIL W-13	(DITCH AND METER LOCATION)
WATER DETAIL W-19	(REQUIRED RESTRAINED JOINTS FOR BENDS)
WATER DETAIL W-20	(REQUIRED RESTRAINED JOINTS – DEAD END VALVES, PLUGS, CAPS, & TEES)
WATER DETAIL W-22	(ROAD PAVEMENT CUT AND RESTORATION AT ROADWAY CROSSING)
WATER DETAIL WG-1	
WATER DETAIL WG-2	
SANITARY DETAIL S-1	(PRECAST MANHOLE)
SANITARY DETAIL S-2	(DROP MANHOLE DETAIL)
SANITARY DETAIL S-3	(PRECAST MANHOLE INSIDE DROP CONNECTION)
SANITARY DETAIL S-7	(SANITARY GRAVITY SEWER TRENCH DETAIL)
SANITARY DETAIL S-8	(ROAD PAVEMENT CUT AND RESTORATION AT ROADWAY CROSSINGS)
SANITARY DETAIL S-9	(SEWER IN CASING)
SANITARY DETAIL S-14	(DEEP HOUSE CONNECTIONS)
SANITARY DETAIL S-15B	(HOUSE CONNECTIONS)
SANITARY DETAIL S-16	(FORCEMAIN CLEANOUT)
SANITARY DETAIL S-18	(SANITARY CLEANOUT)

SANITARY DETAIL S-19 (REQUIRED RESTRAINED JOINTS FOR FORCEMAIN BENDS)  
SANITARY DETAIL S-20 (REQUIRED RESTRAINED JOINTS-DEAD END VALVES, PLUGS, CAPS, AND TEES)  
SANITARY DETAIL S-21 (FORCEMAIN TRENCH DETAIL)\  
SANITARY DETAIL SG-1  
SANITARY DETAIL SG-2A  
SANITARY DETAIL SG-2B

2. That the Standard Details for the Warren County Water and Sewer Department are hereby amended by adding the following:

WATER DETAIL W-23 (METER TEST PIT AT CREEK CROSSING)

3. That the Standard Details for the Warren County Water and Sewer Department are hereby amended by deleting the following:

WATER DETAIL W-9A (FIRE HYDRANT ARRANGEMENT)

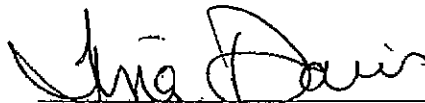
4. That these modifications shall be effective immediately and a copy of the amended details are attached here to and made a part hereof.
5. That all other provisions and requirements of the Standard Details shall remain unchanged.

Mr. Ariss moved for adoption of the foregoing resolution, being seconded by Mrs. South.  
Upon call of the roll, the following vote resulted:

Mr. Young - yea  
Mrs. South - yea  
Mr. Ariss - yea

Resolution adopted this 12<sup>th</sup> day of June 2012.

BOARD OF COUNTY COMMISSIONERS

  
\_\_\_\_\_  
Tina Davis, Clerk

cc: Water/Sewer (file) \_\_\_\_

**WARREN COUNTY WATER AND SEWER DEPARTMENT  
STANDARD DRAWINGS INDEX**

June, 2012

**WATER**

Watermain Layout at Cul-de-sac	W-1
Watermain Trench Detail	W-2
Thrust Block Details	W-3
Full Concrete Encasement	W-4
Watermain Encasement at Creek Crossing	W-5
Watermain Encasement at Sewer Crossing	W-6
Watermain in Casing	W-7
Hydrant Setting	W-8
Fire Hydrant Arrangement	W-9
Meter Box Detail for ¾" and 1" Meters	W-10
Meter Box Detail For 1 ½" and 2" Meters	W-10A
Multiple Water Service Connections	W-11
Typical Water System Detail	W-12
Ditch and Meter Location	W-13
Large Water Meter Pit	W-14
Large Water Meter Pit W/ Fire Line W/ FDC & Domestic Line	W-15A
Large Water Meter Pit W/ Fire Line, Domestic Line & Irrigation Line	W-15B
Large Water Meter Pit Equipment Schedule	W-15C
Blowoff Detail	W-16
Valve Pit	W-17
Anchors & Buttresses for Vertical Bends	W-18



Required Restrained Joints for Bends	W-19
Required Restrained Joints – Dead End Valves, Plugs, Caps & Tees	W-20
Blowoff Hydrant	W-21
Road Pavement Cut and Restoration at Roadway Crossing	W-22
Meter Test Pit at Creek Crossing	W-23

## **WATER – GENERAL NOTES**

Water	WG-1
Water	WG-1A
Procedure for Connection to Existing Water System	WG-2
Procedure for Relocating or Lowering Service Laterals and Relocating or Bringing to Grade Meter Pits	WG-3

## **SEWER**

Precast Manhole	S-1
Drop Manhole Detail	S-2
Precast Manhole Inside Drop Connection	S-3
Vented Manhole	S-4
Manhole Channels	S-5
Sanitary Manhole Invert Transition Base Sections	S-6
Sanitary Gravity Sewer Trench Detail	S-7
Road Pavement Cut and Restoration at Roadway Crossing	S-8
Sewer in Casing	S-9
Concrete Anchor	S-10
Full Concrete Encasement	S-11
Sanitary Sewer Creek Crossing	S-12

Aerial Sanitary Sewer Crossing	S-13
Deep House Connections	S-14
House Connections	S-15A
House Connections	S-15B
Force Main Cleanout	S-16
Air Release Valve Assembly	S-17
Sanitary Cleanout	S-18
Required Restrained Joints for Bends	S-19
Required Restrained Joints – Dead End Valves, Plugs, Caps & Tees	S-20
Force Main Trench Detail	S-21
Impervious Dam Detail	S-22
<b>SEWER – GENERAL NOTES</b>	
Detailed Procedures for Sanitary Sewer	SG-1
Sewer	SG-2A
Sewer (Continued)	SG-2B
Pipe Connection Into Manholes	SG-3
Sewer Testing	SG-4

BLOW-OFF VALVE  
MUST BE LOCATED  
ON A PROPERTY  
LINE OF THE LOT  
OPPOSITE OF THE  
FIRE HYDRANT

5.5' MIN  
C/L PIPE  
TO B/C

15' PUBLIC UTILITY EASEMENT

RESTRAINED JOINT PIPE

4" D.I.P.  
18' LONG (TYP)

4"-22 1/2"  
BEND (TYP)

R/W R=45'

B/C R=44.5'

10'06"18"

PROPERTY LINE  
(LOCATION VARIES)

BLOW-OFF  
VALVE  
(SEE W-16)

HYDRANT TO BE 3' MIN  
FROM EDGE OF PVT

6" X 4" WYE  
BRANCH

R/W

B/C

CONC WALK

## WATERMAIN LAYOUT AT CUL-DE-SAC

APPROVED/REVISED

MARCH, 2008

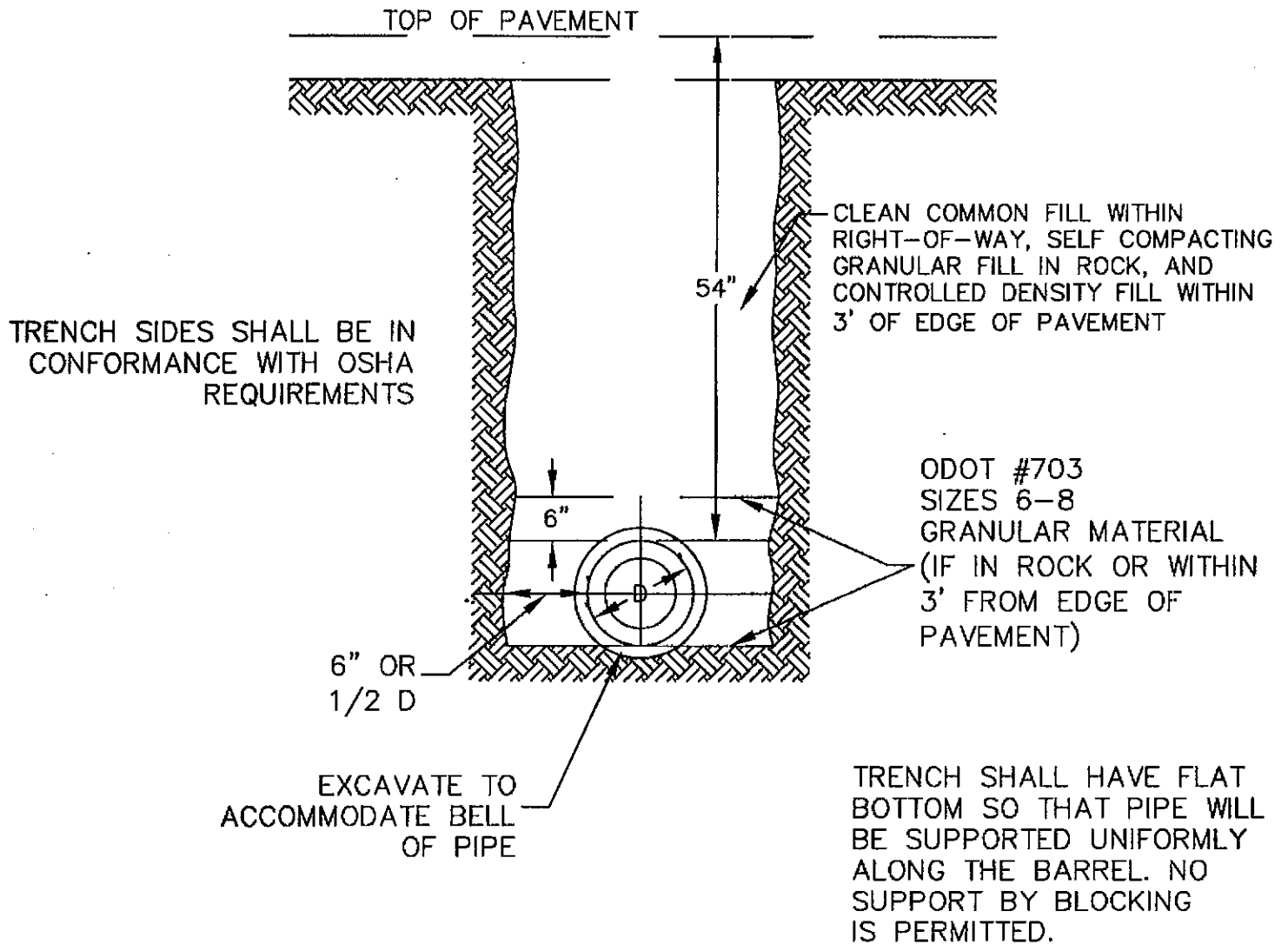
WARREN COUNTY STANDARD DETAILS  
DEPARTMENT OF WATER & SEWER

STANDARD NUMBER

**W-1**

WATERMAIN SHALL BE INSTALLED IN A SEPARATE TRENCH FROM THE SANITARY SEWER AND SHALL BE A MINIMUM DISTANCE OF 10' MEASURED HORIZONTALLY FROM THE SANITARY SEWER.

BACKFILL AND RESTORATION OF PAVEMENT MUST CONFORM TO THE APPLICABLE WARREN COUNTY ENGINEER OR ODOT SPECIFICATION(S).



## WATERMAIN TRENCH DETAIL

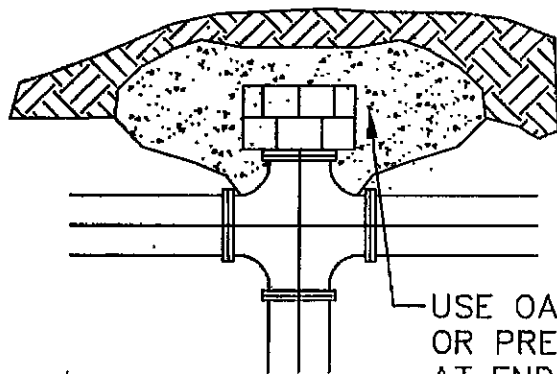
APPROVED/REVISED

JUNE, 2012

WARREN COUNTY STANDARD DETAILS  
DEPARTMENT OF WATER & SEWER

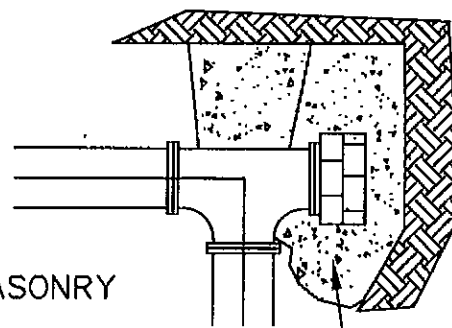
STANDARD NUMBER

**W-2**



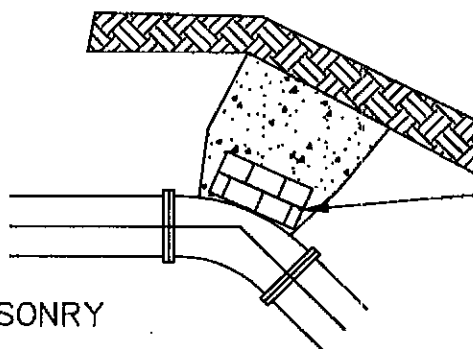
CROSS

USE OAK, CEMENT MASONRY  
OR PRECAST BLOCKS  
AT END TO BE PLUGGED  
(TYP)



TEE

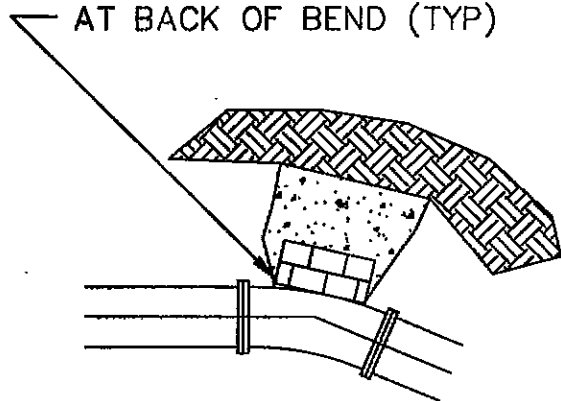
USE OAK,  
CEMENT MASONRY  
OR PRECAST BLOCKS  
AT END TO BE PLUGGED  
(TYP)



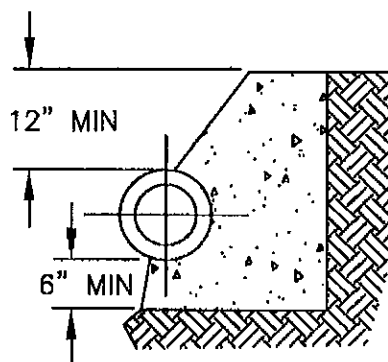
USE OAK, CEMENT MASONRY  
OR PRECAST BLOCKS  
AT BACK OF BEND (TYP)

USE OAK, CEMENT MASONRY  
OR PRECAST BLOCKS  
AT BACK OF BEND (TYP)

45° BEND



22.5° BEND



SECTIONAL VIEW

NOTE:

BEARING AREA TO BE DETERMINED BASED ON SOIL TYPE & WORKING PRESSURE.  
THRUST BLOCKS TO BE USED AT ALL BENDS 22.5° OR GREATER.  
THRUST BLOCKS TO BE POURED AGAINST FIRM UNDISTURBED SOIL. USE CLASS "C"  
CONCRETE.  
90° BENDS SHALL NOT BE PERMITTED.

## THRUST BLOCK DETAILS

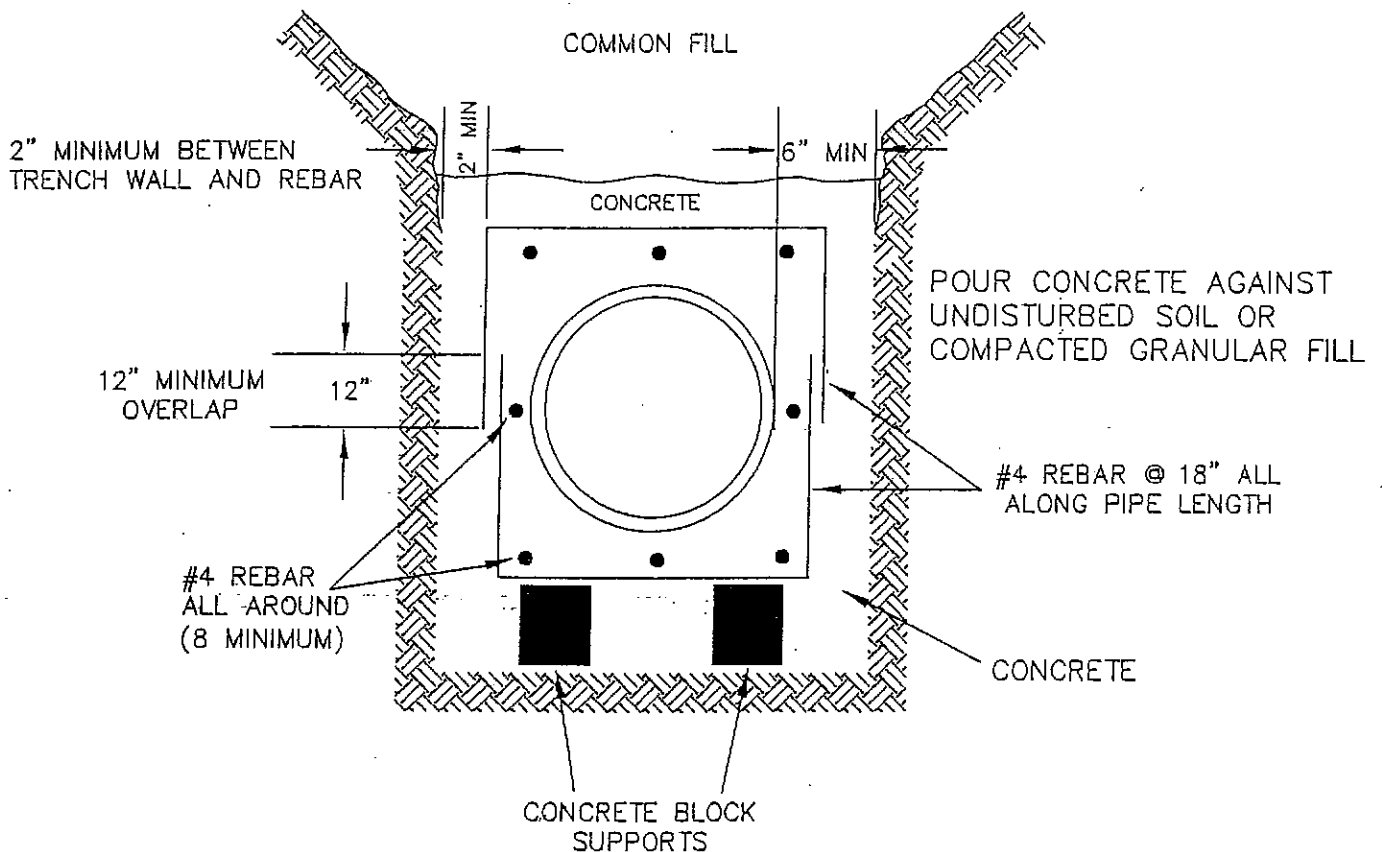
APPROVED/REVISED

JUNE, 2012

WARREN COUNTY STANDARD DETAILS  
DEPARTMENT OF WATER & SEWER

STANDARD NUMBER

**W-3**



NOTES:

- 1) CONCRETE SHALL BE 3000 P.S.I. MINIMUM 28 DAYS STRENGTH (4" SLUMP).
- 2) SUPPORT PIPE AND REBAR CAGE ON CONCRETE BRICKS DURING CONCRETE PLACEMENT.
- 3) CONCRETE ENCASEMENT SHALL BE TERMINATED AT PIPE JOINTS ONLY.

## FULL CONCRETE ENCASEMENT

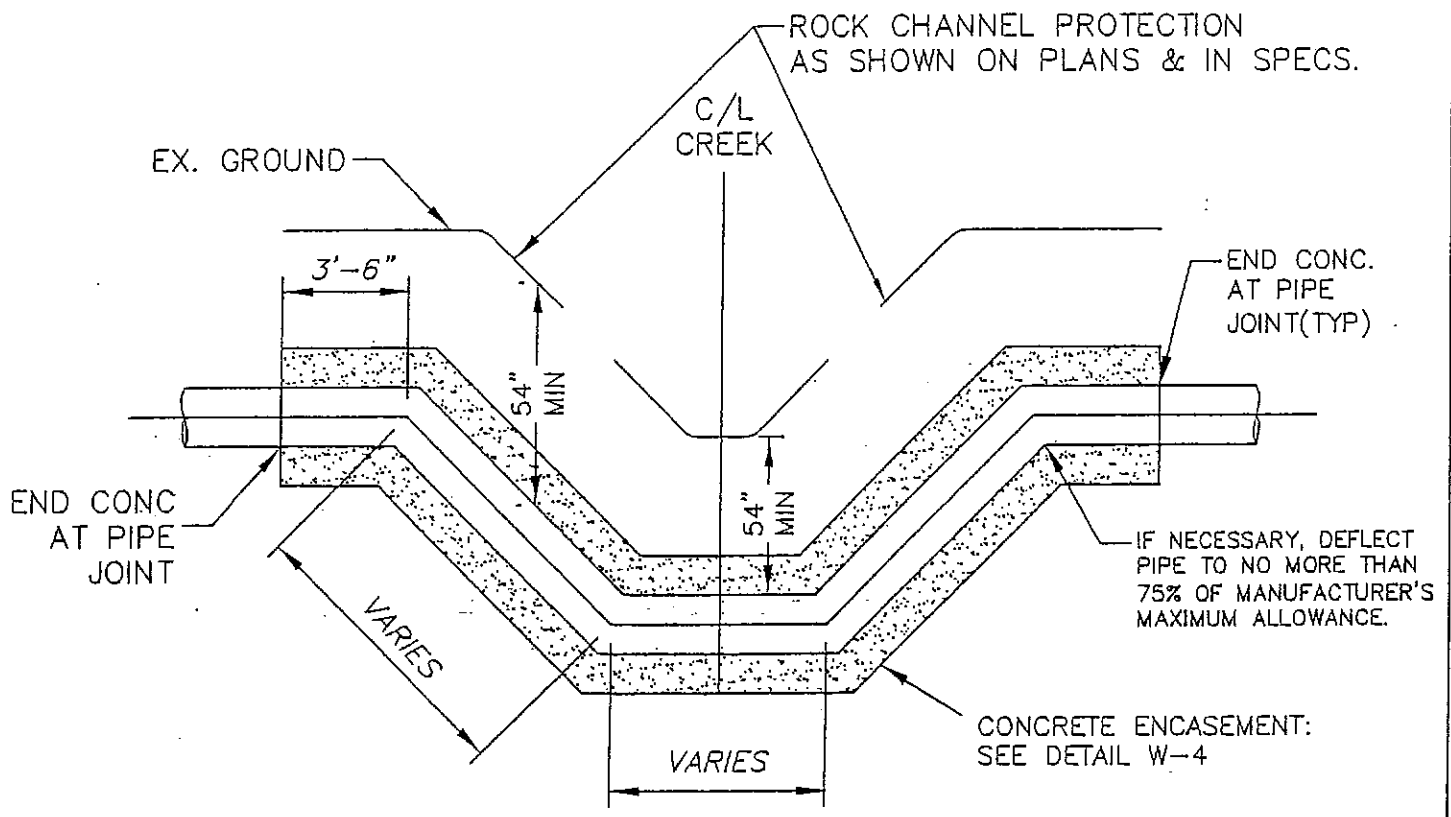
APPROVED/REVISED

MARCH, 2008

WARREN COUNTY STANDARD DETAILS  
DEPARTMENT OF WATER & SEWER

STANDARD NUMBER

**W-4**



NOTE:  
ALL PIPE IN CREEK CROSSINGS TO BE RESTRAINED  
JOINT, PER STANDARD NUMBER W-19

# WATERMAIN ENCASEMENT AT CREEK CROSSING

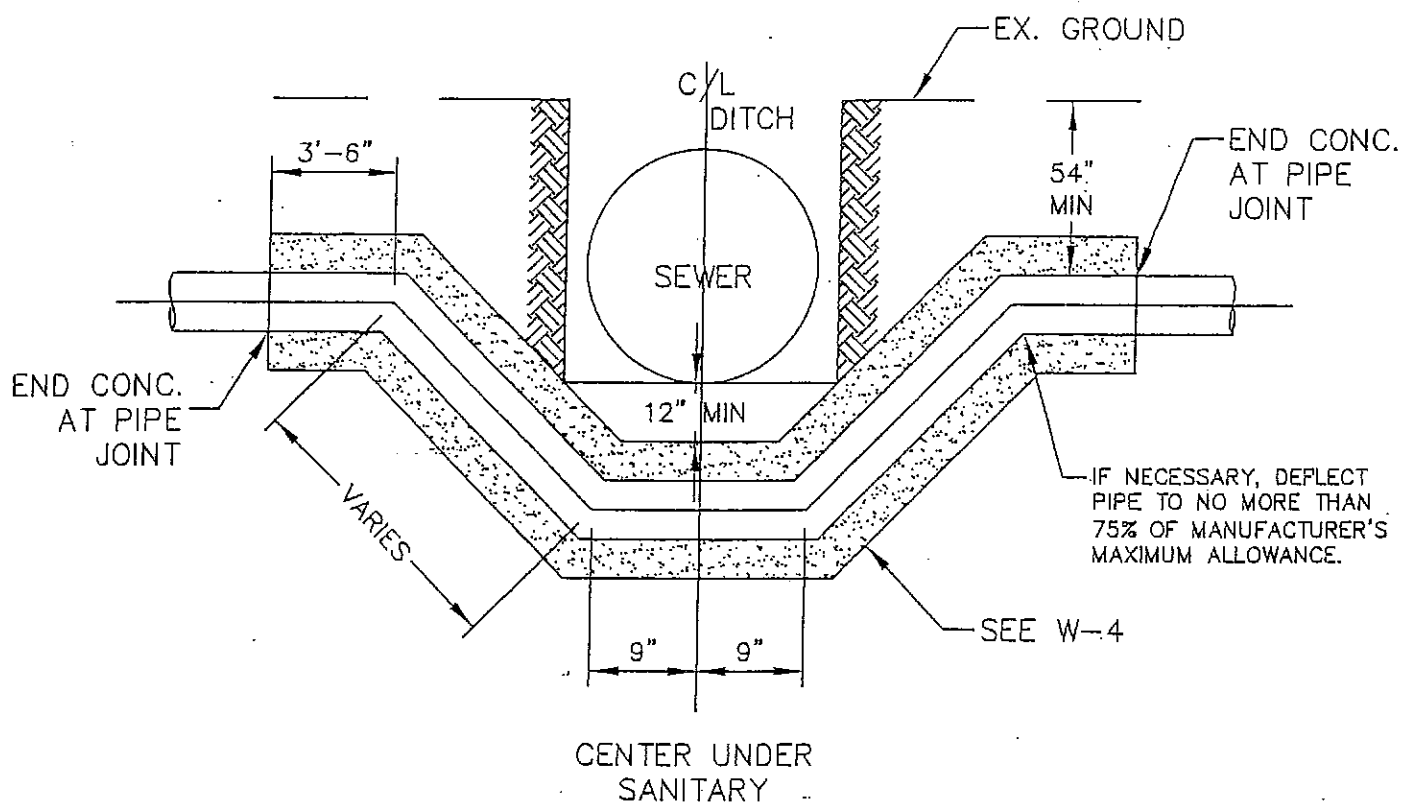
APPROVED/REVISED

MARCH, 2008

WARREN COUNTY: STANDARD DETAILS  
DEPARTMENT OF WATER & SEWER

STANDARD NUMBER

**W-5**



ALL PIPE IN SEWER CROSSINGS TO BE RESTRAINED JOINT, PER STANDARD NUMBER W-19

## WATERMAIN ENCASEMENT AT SEWER CROSSING

APPROVED/REVISED

MARCH, 2008

WARREN COUNTY STANDARD DETAILS  
DEPARTMENT OF WATER & SEWER

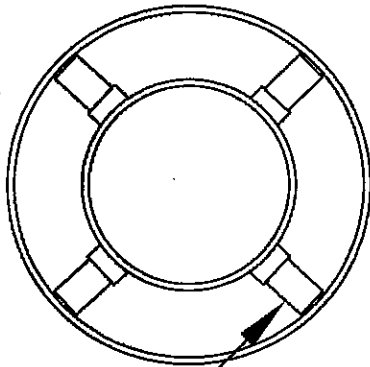
STANDARD NUMBER

**W-6**



WATER PIPE SIZE – CARRIER PIPE SIZE (O.D.)–THICKNESS

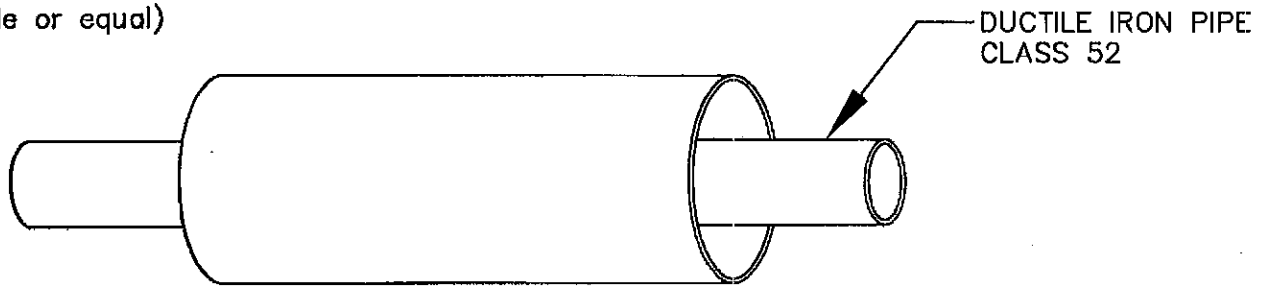
4"	10"	1/4"
6"	12"	3/8"
8"	18"	3/8"
10"	20"	3/8"
12"	24"	1/2"
16"	24"	1/2"
20"	30"	1/2"
24"	36"	1/2"



SO THAT PIPE WILL BE CENTERED IN CARRIER PIPE, THE FOLLOWING INFORMATION IS NEEDED:

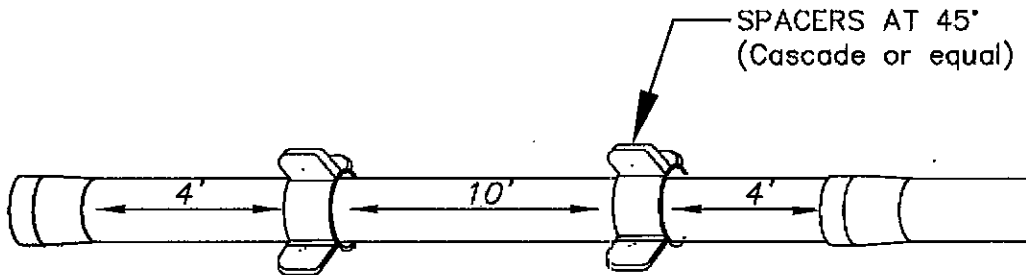
1. TYPE & O.D. OF PIPE
2. TYPE OF JOINT/RESTRAINT
3. TYPE & I.D. OF CASING
4. 2 SPACERS PER LENGTH OF PIPE (18")  
(SEE STANDARD PLACEMENT BELOW)

SPACERS AT 45°  
(Cascade or equal)



NOTE:

1. RESTRAINED JOINT TO BE USED WITHIN LIMITS OF CASING
2. PACK END OF CASING W/ CONCRETE OR GRAVEL
3. CASING SPACERS TO BE USED THRU CARRIER PIPE.



RECOMMENDED STANDARD PLACEMENT

## WATERMAIN IN CASING

APPROVED/REVISED

JUNE, 2012

WARREN COUNTY STANDARD DETAILS  
DEPARTMENT OF WATER & SEWER

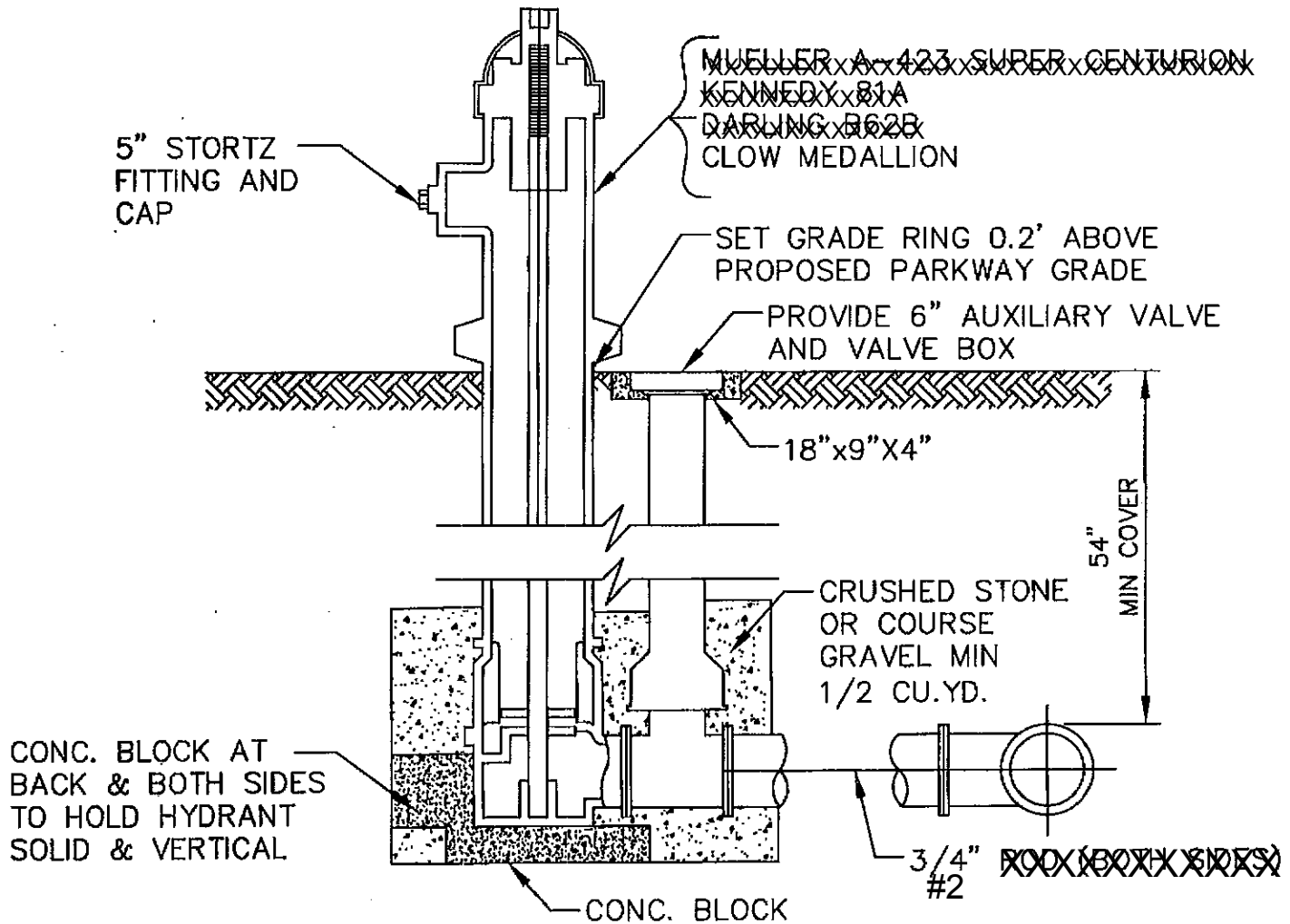
STANDARD NUMBER

**W-7**

W.M.	F.H. BURIAL DEPTH
6"	4'-6"
8"	4'-6"
10"	5'-0"
12"	5'-0"
16"	5'-6"
18"	5'-6"
20"	5'-6"

ALL FIRE HYDRANTS AND HYDRANT VALVES MUST OPEN LEFT.

ALL HYDRANTS TO BE 5 1/4" BRONZE TO BRONZE SEAT



1. ALL VALVES MUST BE RESILIENT SEATED.
2. APPROVED VALVE TYPES: CLOW, DRESSER & AMERICAN DARTING. MUST CONFORM TO AWWA C509.
3. RODDING SHALL NOT BE REQ'D IF ANCHOR FLANGES (SPOOLS) ARE USED.
4. HYDRANTS TO BE EQUIPPED WITH PRE-ATTACHED 4.5" NST PUMPER CONNECTION WITH A 5" STORTZ FITTING AND CAP.

## HYDRANT SETTING

APPROVED/REVISED

JUNE, 2012

WARREN COUNTY STANDARD DETAILS  
DEPARTMENT OF WATER & SEWER

STANDARD NUMBER

**W-8**

## **Village of South Lebanon, Ohio Fire Hydrant Specification**

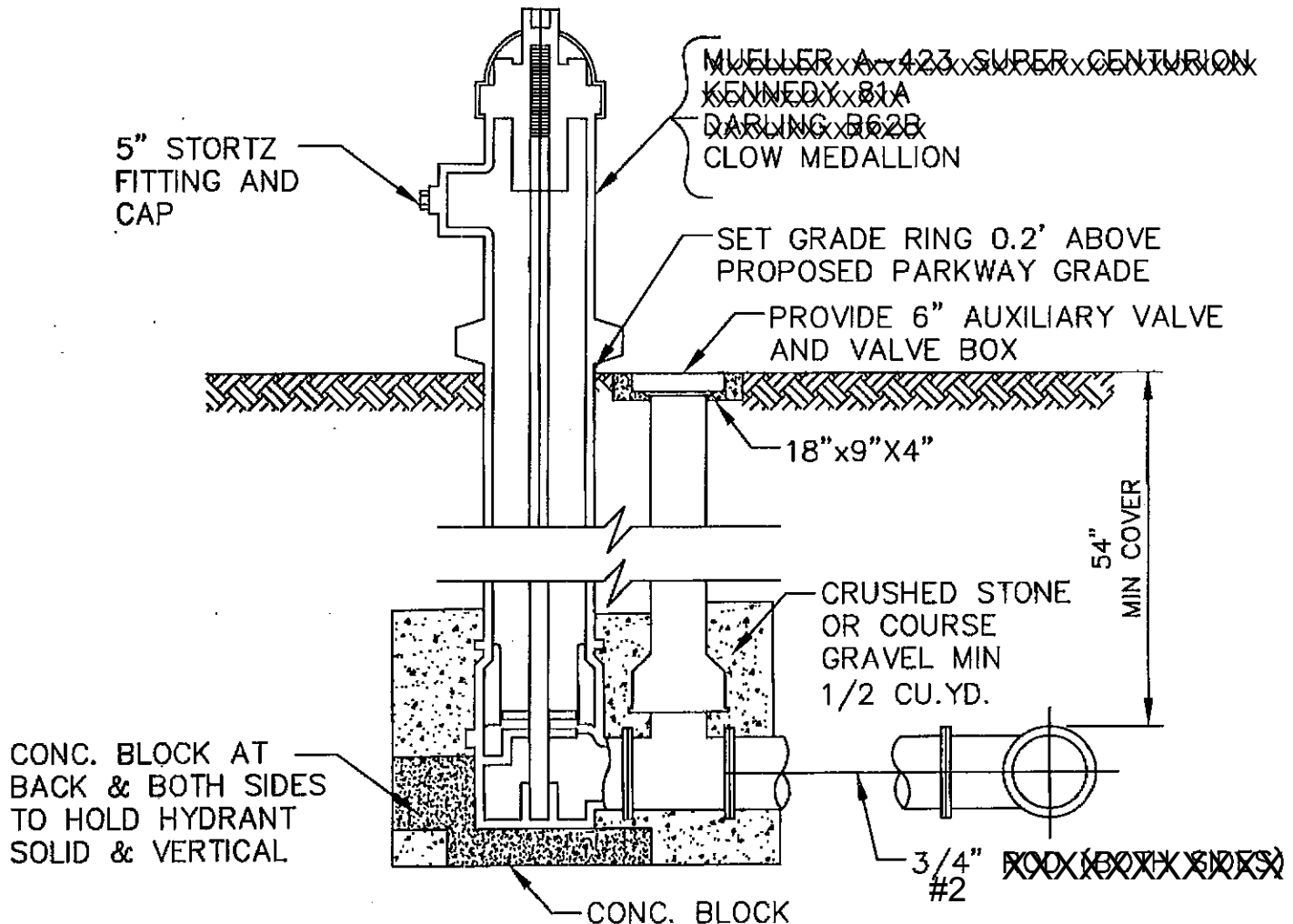
1. Fire Hydrant shall be manufactured in accordance with AWWA Standard C502, be listed by Underwriters Laboratories, Inc. and be FM Approved.
2. Fire Hydrant shall be designed for 250PSI working pressure and tested to 500 PSI hydrostatic pressure.
3. Fire hydrant shall be backed by manufacturer's 10 year limited warranty.
4. Fire hydrant shall be dry top, center stem, 4 bolt bonnet construction having an O-ring sealed lubrication reservoir.
5. Fire hydrant shall be manufactured with operating nut and thrust nut made of copper alloy, with bearings located both above and below the thrust collar and with operating nut protected by a cast iron weather shield.
6. All valves and hydrants shall open left and be fitted with National Standards threads.
7. Fire hydrant shall be manufactured with nozzles mechanically locked into the nozzle section and having O-ring seals.
8. Fire hydrant shall be a Traffic Model complete with safety flanges and stainless steel stem coupling. Nozzle section must rotate 360 degrees.
9. Fire hydrant shall be manufactured with a main valve seat ring of copper alloy drain ring. A 360 degree drain channel shall have a minimum of two tapped drain outlets.
10. Fire hydrant shall have a solid copper alloy upper valve plate with two rubber facings that activate the drain ports.
11. Fire hydrant shall be manufactured with a bronze lower valve plate that bottoms out in the shoe for maximum opening.
11. Fire hydrant shall have the 5" storz connection.
12. Nozzle section shall be coated inside and out with TGIC coating, *OSHA Safety Red*
13. Fire hydrant shall be the Clow Medallion as manufactured by the Clow Valve Company.

February 16, 2016

W.M.	F.H. BURIAL DEPTH
6"	4'-6"
8"	4'-6"
10"	5'-0"
12"	5'-0"
16"	5'-6"
18"	5'-6"
20"	5'-6"

ALL FIRE HYDRANTS AND HYDRANT VALVES MUST OPEN LEFT.

ALL HYDRANTS TO BE 5 1/4" BRONZE TO BRONZE SEAT



1. ALL VALVES MUST BE RESILIENT SEATED.
2. APPROVED VALVE TYPES: CLOW, ~~DRESSER & AMERICAN DARLING~~. MUST CONFORM TO AWWA C509.
3. RODDING SHALL NOT BE REQ'D IF ANCHOR FLANGES (SPOOLS) ARE USED.
4. HYDRANTS TO BE EQUIPPED WITH PRE-ATTACHED 4.5" NST PUMPER CONNECTION WITH A 5" STORTZ FITTING AND CAP.

## HYDRANT SETTING

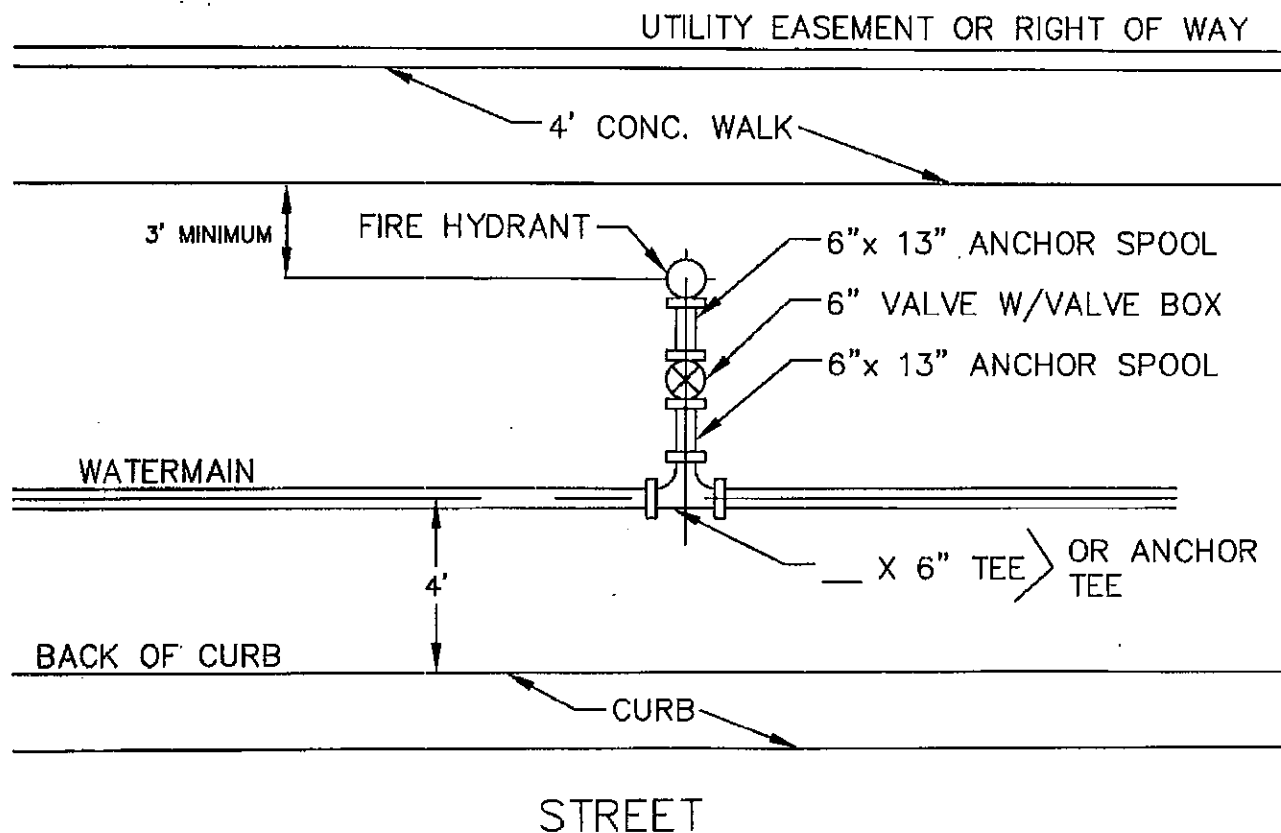
APPROVED/REVISED

JUNE, 2012

WARREN COUNTY STANDARD DETAILS  
DEPARTMENT OF WATER & SEWER

STANDARD NUMBER

**W-8**



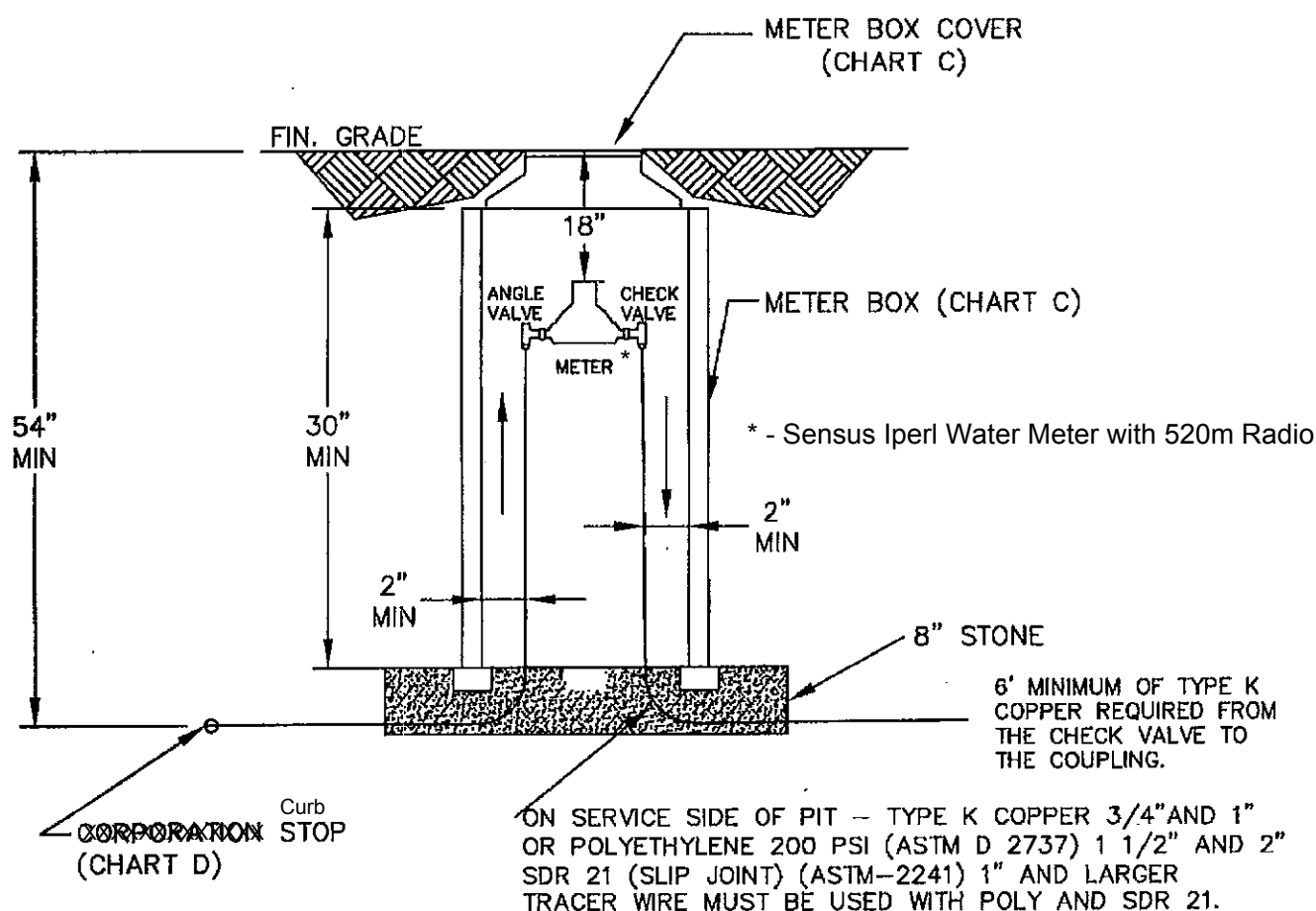
**NOTES:**

1. HYDRANT, VALVE, BEND & TEE TO BE CLOSE COUPLED (USE RESTRAINED JOINTS).
2. HYDRANT AND VALVE MUST BE A MINIMUM OF 3' FROM ANY PAVED SURFACE.
3. ALL VALVES MUST BE RESILIENT SEATED.
4. APPROVED VALVE TYPES: CLOW, DRESSER & AMERICAN DARLING. MUST CONFORM TO AWWA C509.
5. RODDING SHALL NOT BE REQ'D IF ANCHOR FLANGES (SPOOLS) ARE USED.
6. HYDRANTS TO BE EQUIPPED WITH PRE-ATTACHED 4.5" NST PUMPER CONNECTION WITH A 5" STORTZ FITTING AND CAP.

## FIRE HYDRANT ARRANGEMENT

APPROVED/REVISED  JUNE, 2012	WARREN COUNTY STANDARD DETAILS DEPARTMENT OF WATER & SEWER	STANDARD NUMBER  <b>W-9</b>
------------------------------------	---	-----------------------------------

METER SIZE	CHART A ANGLE VALVE	CHART B CHECK VALVE	CHART C METER BOX & COVER	CHART D CORP STOP	CHART E COUPLINGS
3/4"-5/8"	<del>MUELLER P 15403</del> FORD BA43-332W <del>MCDONALD 4758-22</del>	<del>MUELLER P 15403</del> FORD HA34 323 <del>MCDONALD 4758-22</del>	METER PIT FRATCO 40203000 (20" x 30") OR EQUAL COVER FORD C-3T OR EQUAL	<del>MUELLER P 15403</del> FORD F-1000 <del>MCDONALD 4758-22</del>	FORD C44-33 <del>MUELLER P 15403</del> <del>MCDONALD 4758-22</del>
1"	FORD BA43-444W	FORD HA34-444	METER PIT FRATCO 40203000 (20" x 30") OR EQUAL COVER FORD C-3T OR EQUAL	FORD F-1000	FORD C44-44 MUELLER P 15403 McDONALD 4758-22
DOUBLE 3/4"	FORD UVB43-42W	FORD HA34-323	METER PIT FRATCO 40203000 (20" x 30") OR EQUAL COVER FORD C-3T OR EQUAL	FORD F-1000	FORD C44-33 MUELLER P 15403 McDONALD 4758-22



**NOTE:**

1. BACK FLOW PREVENTER TO BE INSTALLED AHEAD OF ANY SPRINKLER BUT NOT IN METER PIT.

## METER BOX DETAIL FOR 3/4" AND 1" METERS

APPROVED/REVISED

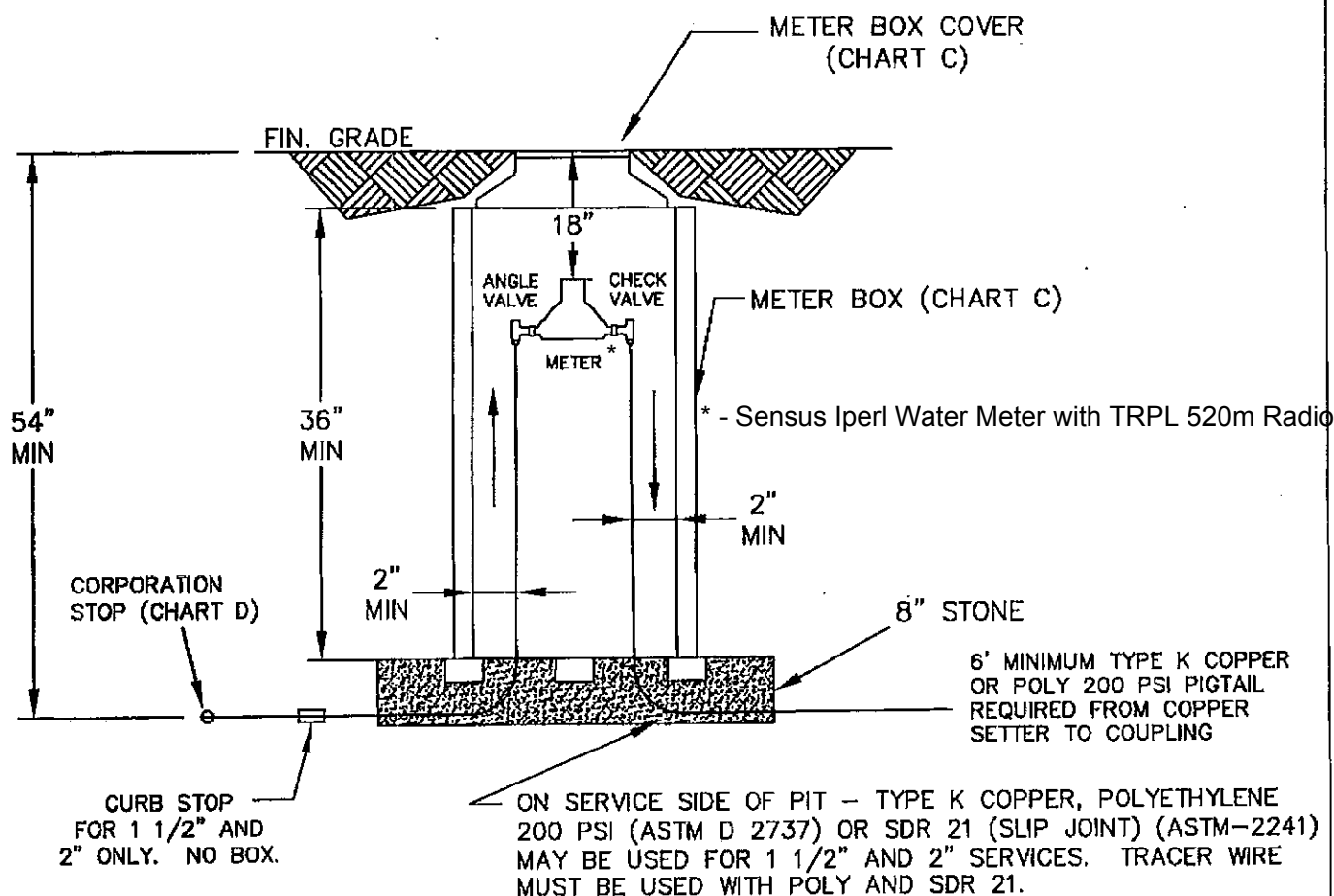
JUNE, 2012

WARREN COUNTY STANDARD DETAILS  
DEPARTMENT OF WATER & SEWER

STANDARD NUMBER

**W-10**

METER SIZE	COPPER SETTER	CURB STOP	CHART C METER BOX & COVER	CHART D CORP STOP	CHART E COUPLINGS
1 1/2"	FORD VBH76-15-44-66 OR EQUAL	FORD B44-666 OR EQUAL	METER PIT FRATCO 40363600 (36" x 36") OR EQUAL  COVER FORD C-3T OR EQUAL 20" Monitor cover & frame	FORD F-1000 FORD F8-1000	FORD C44-66 MUELLER P15403 McDONALD 4758-22
2"	FORD VBH77-15B-44-77 OR EQUAL	FORD B44-777 OR EQUAL	METER PIT FRATCO 40363600 (36" x 36") OR EQUAL  COVER FORD C-3T OR EQUAL 20" Monitor cover & frame	FORD F-1000 FORD F8-1000	FORD C44-77 MUELLER P15403 McDONALD 4758-22



NOTE:

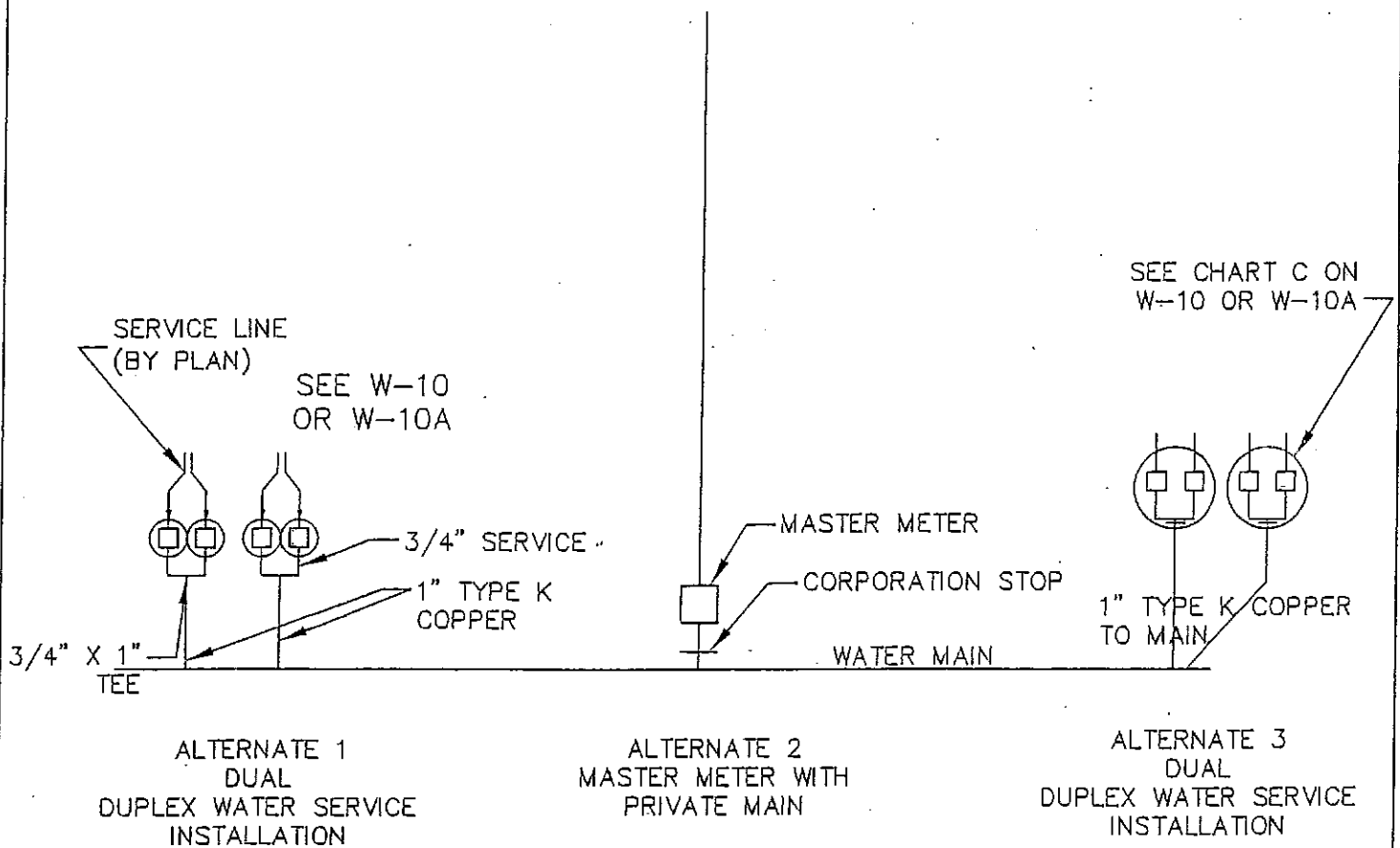
1. BACK FLOW PREVENTER TO BE INSTALLED AHEAD OF ANY SPRINKLER BUT NOT IN METER PIT.

METER BOX DETAIL FOR 1 1/2" AND 2" METERS

APPROVED/REVISED  JUNE, 2012	WARREN COUNTY STANDARD DETAILS DEPARTMENT OF WATER & SEWER	STANDARD NUMBER <b>W-10A</b>
------------------------------------	---	---------------------------------

NOTES:

1. PRIVATE MAIN APPLICATION MUST BE ACCOMPANIED BY MAINTENANCE AGREEMENT IN PROPER FORM.
2. MULTIPLE SERVICE LINES ON SINGLE TAPS SHALL BE APPROVED BY THE COUNTY ON A CASE-BY-CASE BASIS.



(TYPICAL LAYOUT)  
 WATER METER SEE W-10; W-10A, W-14,  
 W-15A AND W-15B

## MULTIPLE WATER SERVICE CONNECTIONS

APPROVED/REVISED

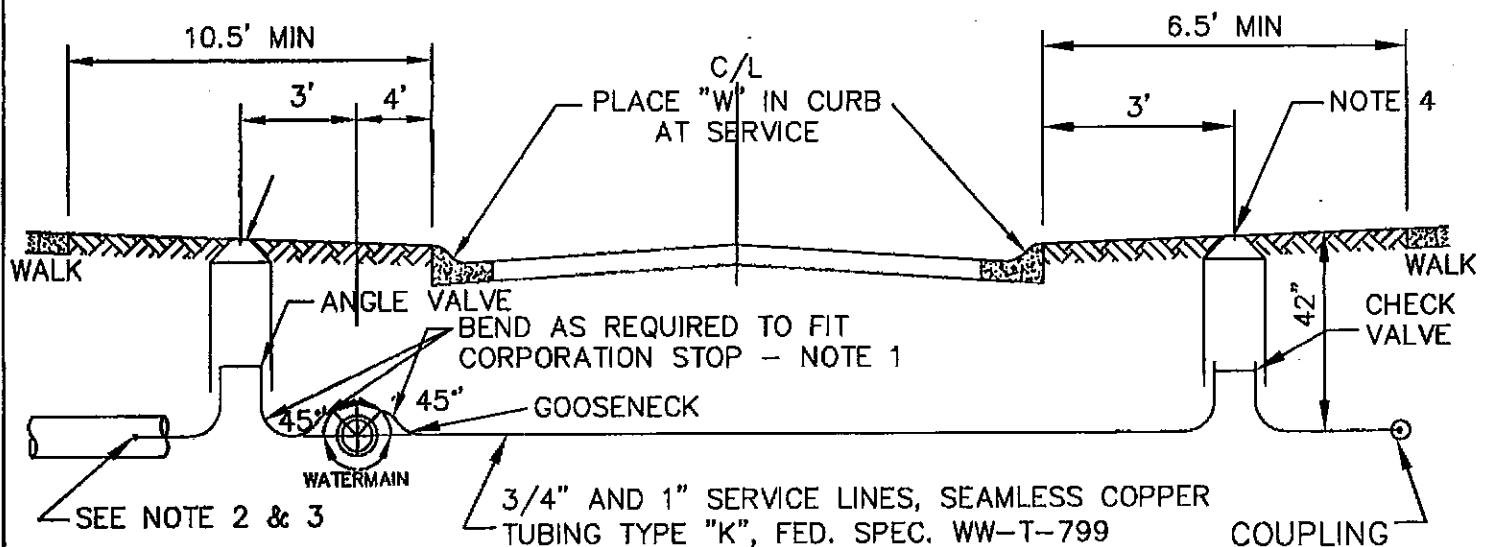
MARCH, 2008

WARREN COUNTY STANDARD DETAILS  
 DEPARTMENT OF WATER & SEWER

STANDARD NUMBER

**W-11**





**OR**

1 1/2" AND 2" SERVICE LINES, SEAMLESS COPPER  
TUBING TYPE "K", FED. SPEC. W-T-799 OR  
SEAMLESS POLYETHYLENE 200 PSI WITH TRACER  
WIRE WITH 6' LEAD INTO THE PIT.

#### NOTES:

- 1) CORPORATION STOP TO BE CAST BRASS OR BRONZE.  
SEE W-10
- 2) ON THE SIDE OF THE ROAD WITH THE WATER MAIN PLASTIC  
TUBING SHALL BE 20'+/- LONG & EXTEND 23' BEHIND  
CURB TO CLEAR TELEPHONE & ELECTRIC EASEMENTS.
- 3) CONTRACTOR SHALL PLACE 2"X 4" OR LARGER POSTS, PAINTED  
BLUE AT BOTH ENDS OF PLASTIC CONDUIT.
- 4) CONTRACTOR SHALL INSTALL A #6 REBAR 5' LONG  
VERTICALLY AT ANGLE VALVES.
- 5) WATER MAIN WITHIN 3' OF BACK OF CURB MUST HAVE  
CDF BACKFILL.

## TYPICAL WATER SYSTEM DETAIL

APPROVED/REVISED

JUNE, 2012

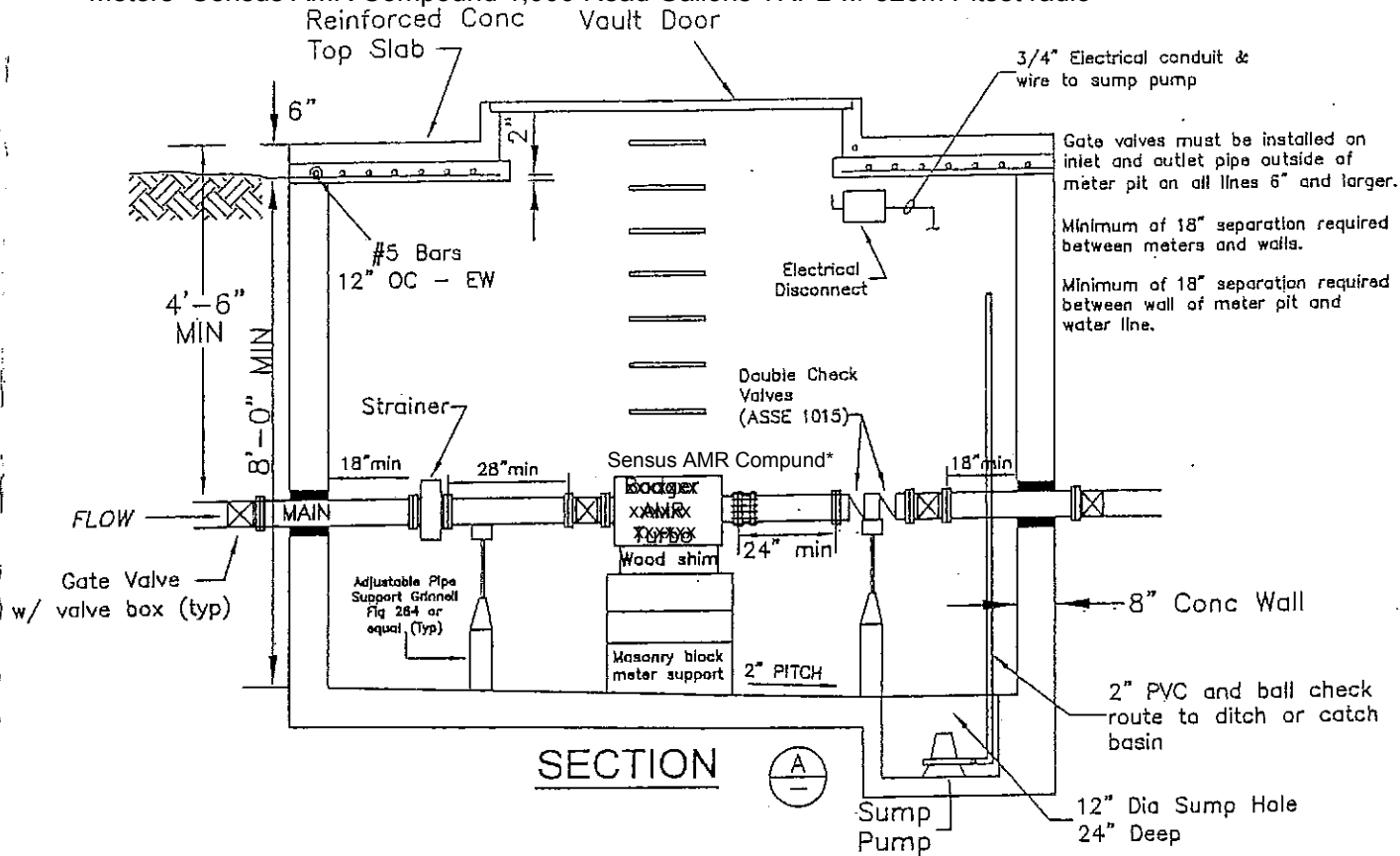
WARREN COUNTY STANDARD DETAILS  
DEPARTMENT OF WATER & SEWER

STANDARD NUMBER

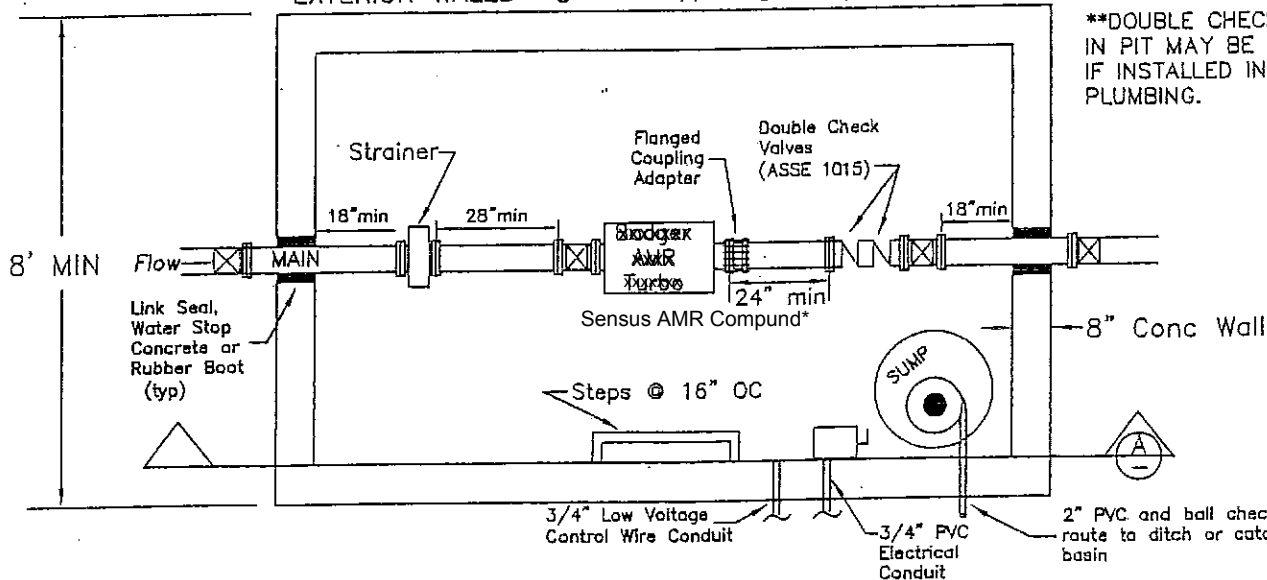
**W-12**



# Meters- Sensus AMR Compound 1,000 Read Gallons TRPL w/ 520m Pitset radio



	Meter Size	Min Pit Length
WATERPROOF EXTERIOR WALLS	8"	16' - 6"
	6"	14' - 9"
	4"	12' - 2"
	3"	11' - 8"



\*\*DOUBLE CHECK VALVE IN PIT MAY BE ELIMINATED IF INSTALLED IN INTERIOR PLUMBING.

\* - Sensus AMR Compound ,000 Read Gallons RPL w/ 520 set radio

## LARGE WATER METER PIT

APPROVED/REVISED

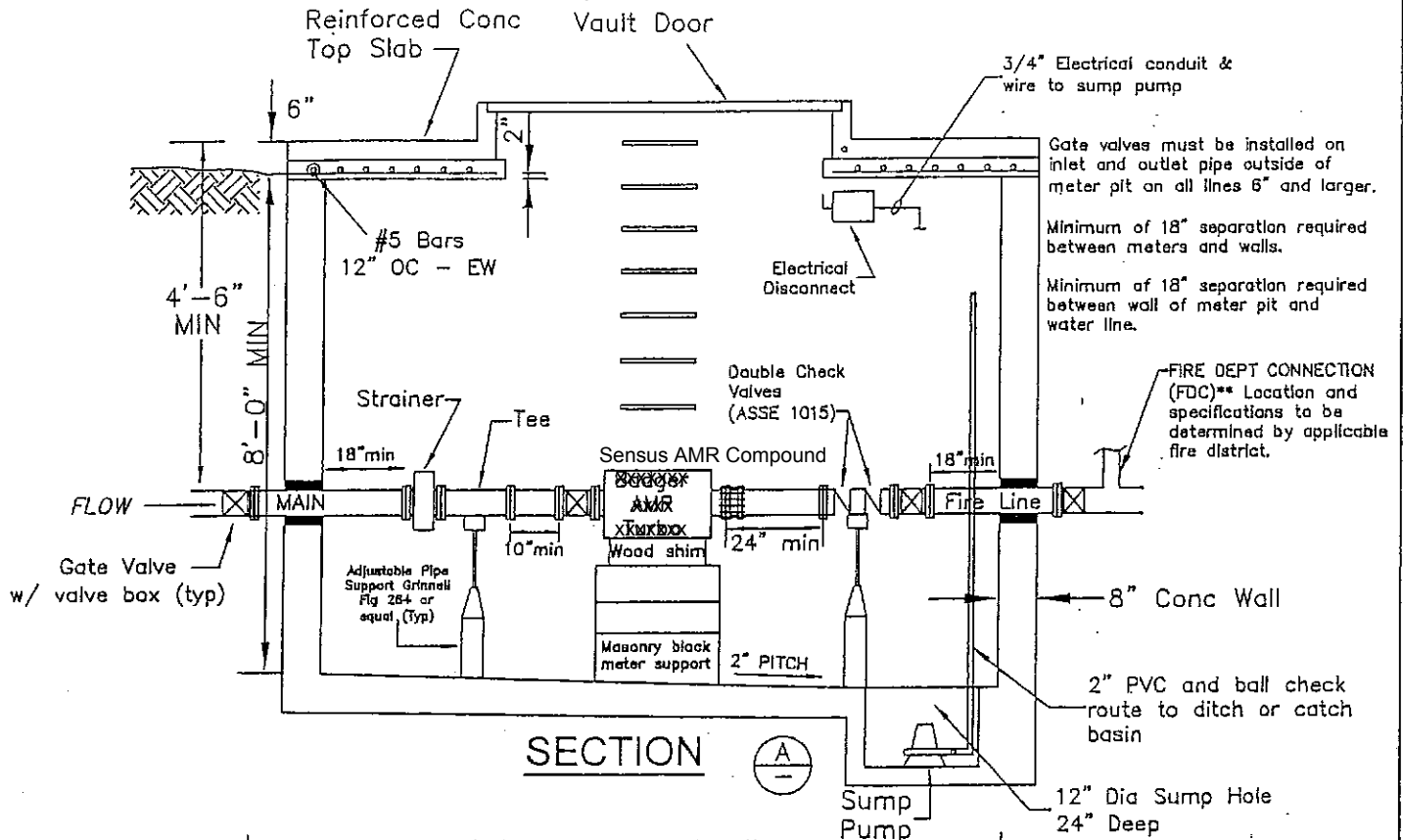
MARCH, 2008

WARREN COUNTY STANDARD DETAILS  
DEPARTMENT OF WATER & SEWER

STANDARD NUMBER

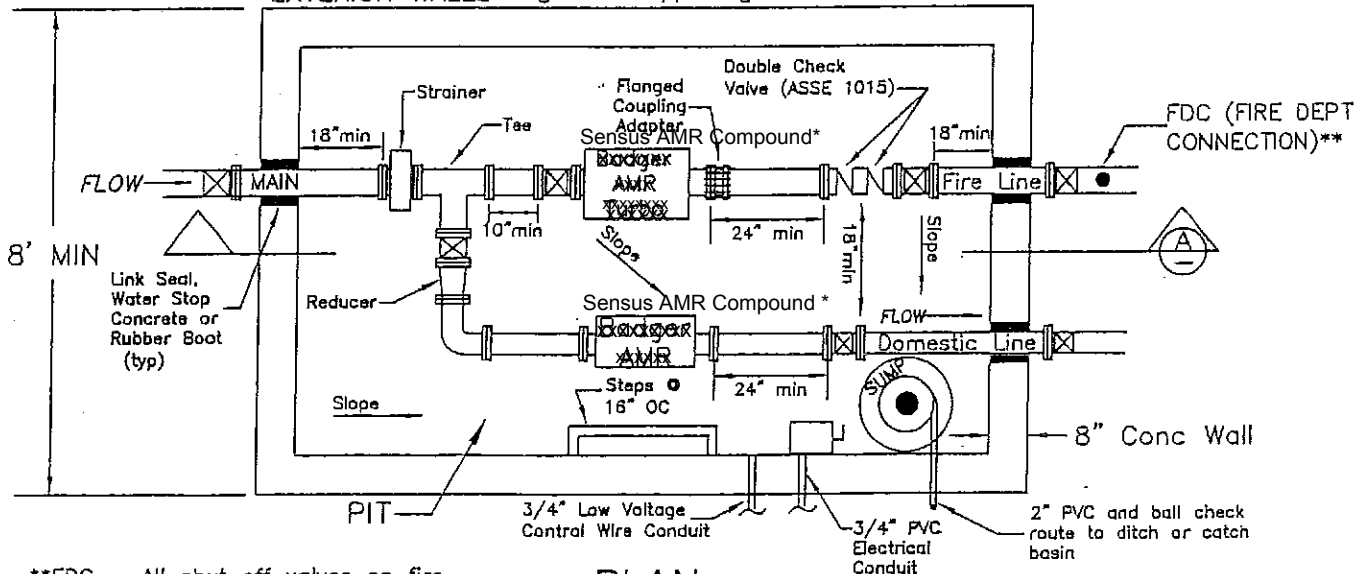
W-14

# Meters-Sensus AMR Compound 1,00 read gallons TRPL w/ 520m Pitset radio



	Meter Size	Min Pit Length
	8"	16' - 6"
	6"	14' - 9"
	4"	12' - 2"
	3"	11' - 8"

WATERPROOF  
EXTERIOR WALLS



\*\*FDC - All shut off valves on fire line shall be electronically monitored per applicable Fire District and Warren County Building Dept.

NOT TO SCALE

## LARGE WATER METER PIT W/ FIRE LINE W/ FDC & DOMESTIC LINE

APPROVED/REVISED

MARCH, 2008

WARREN COUNTY STANDARD DETAILS  
DEPARTMENT OF WATER & SEWER

STANDARD NUMBER

W-15A

# W-15B

MARCH, 2008

<u>Gate Valves</u> -	AWWA Resilient Seated with cast iron body, bronze mounted, flanged connections, nonrising stem, fusion epoxy coating, 400 PSI hydrostatic rated. Valve shall be Metro Seal 250 by US Pipe or equal.
<u>Flanged Coupling Adaptors</u> -	Flanged adaptor connections for plain end pipe at fittings and valves shall be Dresser Style 127 or 128, or equal.
<u>Vault Door</u> -	60" x 60" double leaf aluminum diamond plate with hold open arm locks. Green space area hatches rated for 300 PSF. Traffic areas shall be AASHTO H-20. Doors shall be JD-4AL or JD-4AL H20 by Bilco or equal.
<u>Strainer</u> -	Strainers 6" or smaller must be Badger Bronze Plate Strainers or equal. Screens must be made of non-corrosive 316 stainless steel with 3/16" or 1/4" perforations. Strainers 8" or larger must be Badger Model ML-MS Plate Strainers or equal. Screens must be made of non-corrosive stainless steel.
<u>Sump Pump</u> -	Submersible pump with automatic level control, 115V single phase, discharge 25 - 30 gpm at 10 ft TDH.
<u>Piping</u> -	All piping 3" and larger shall be Class 52 ductile iron with flanged fittings. Piping smaller than 3" shall be threaded steel. Domestic and sprinkler lines shall be Type K Copper through the vault.

## LARGE WATER METER PIT EQUIPMENT SCHEDULE

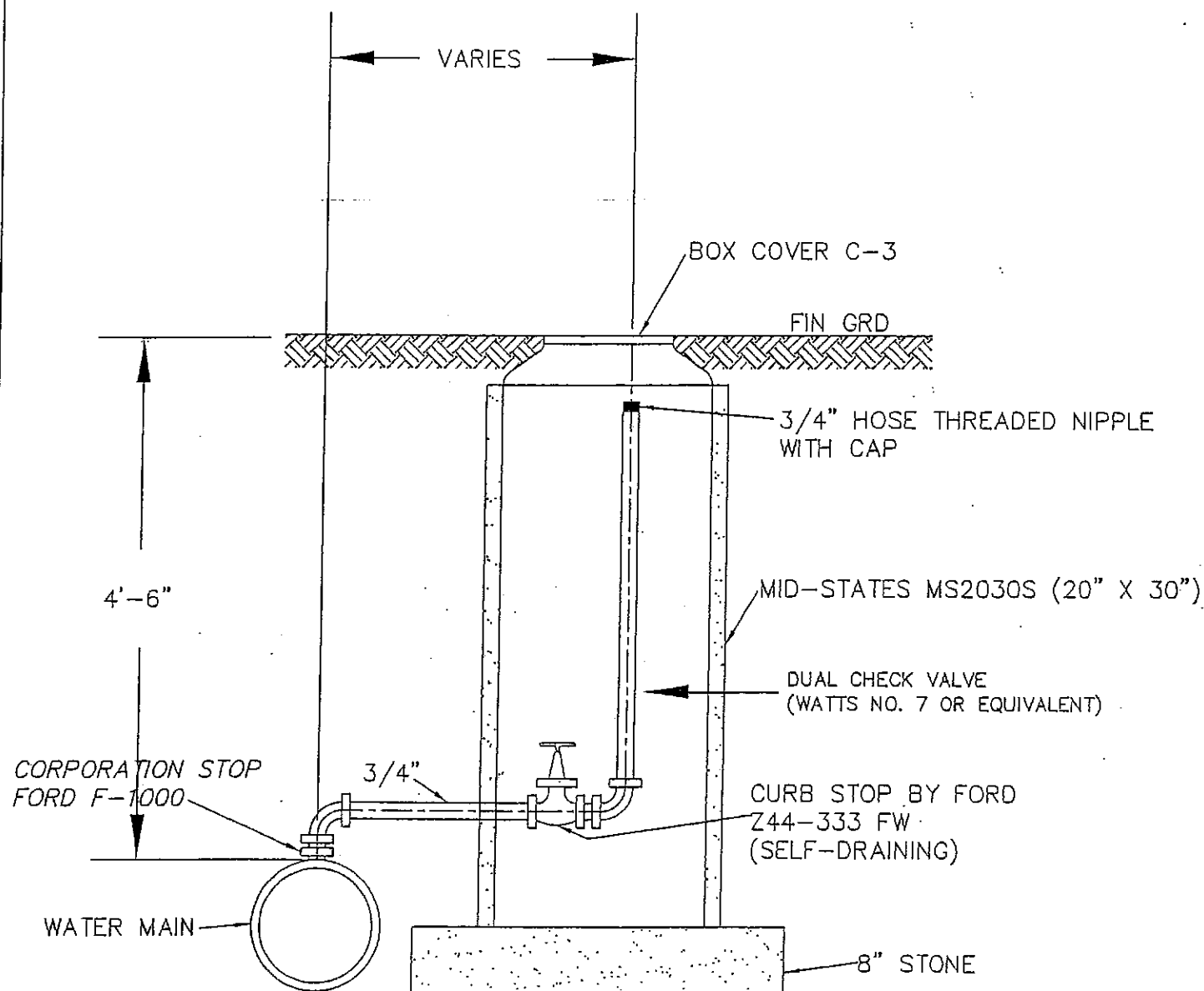
APPROVED/REVISED

MARCH, 2008

WARREN COUNTY STANDARD DETAILS  
DEPARTMENT OF WATER & SEWER

STANDARD NUMBER

**W-15C**



## BLOWOFF DETAIL

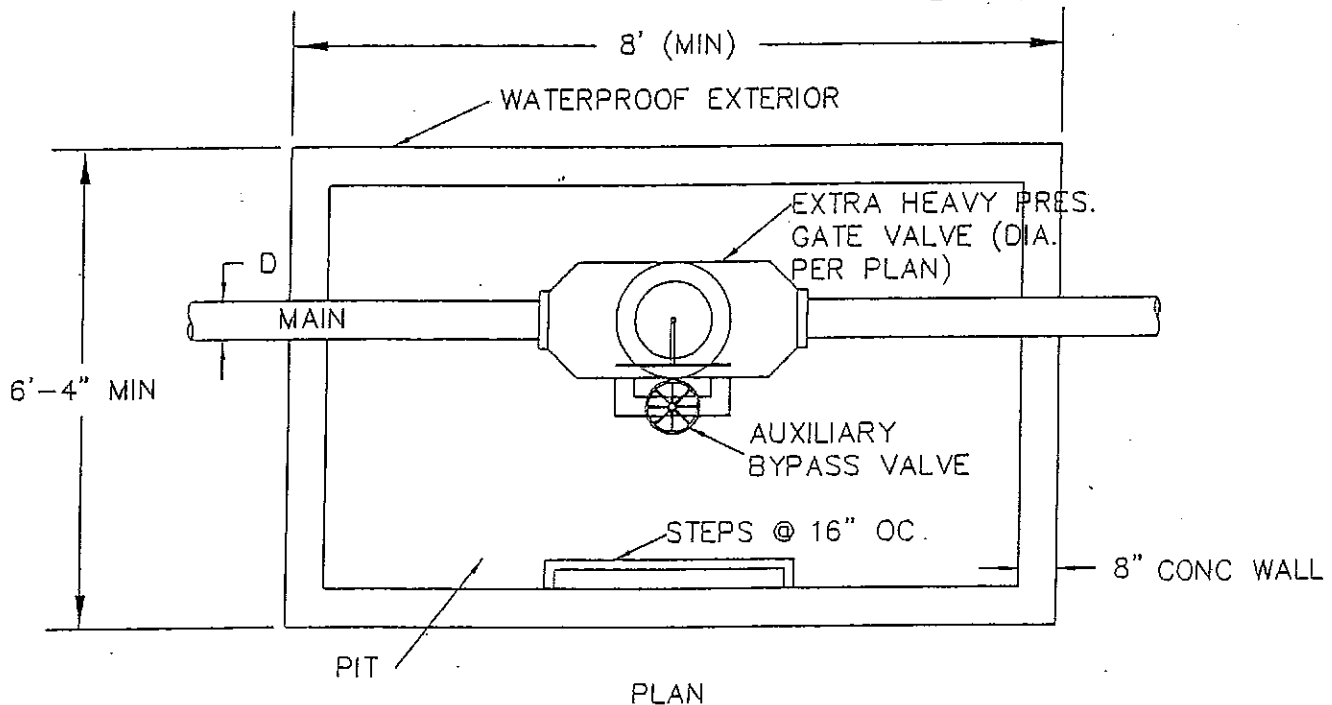
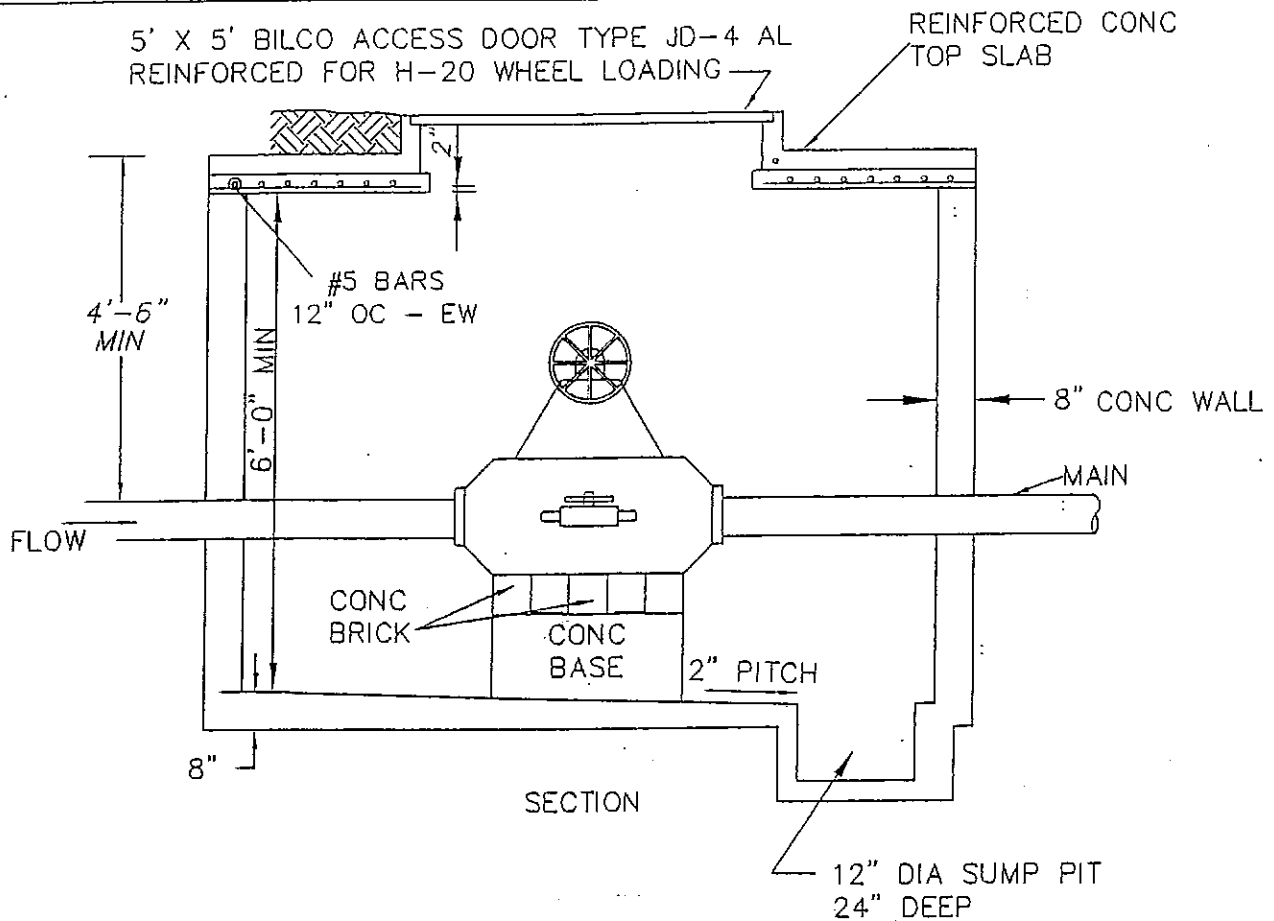
APPROVED/REVISED

MARCH, 2008

WARREN COUNTY STANDARD DETAILS  
DEPARTMENT OF WATER & SEWER

STANDARD NUMBER

**W-16**



## VALVE PIT

APPROVED/REVISED

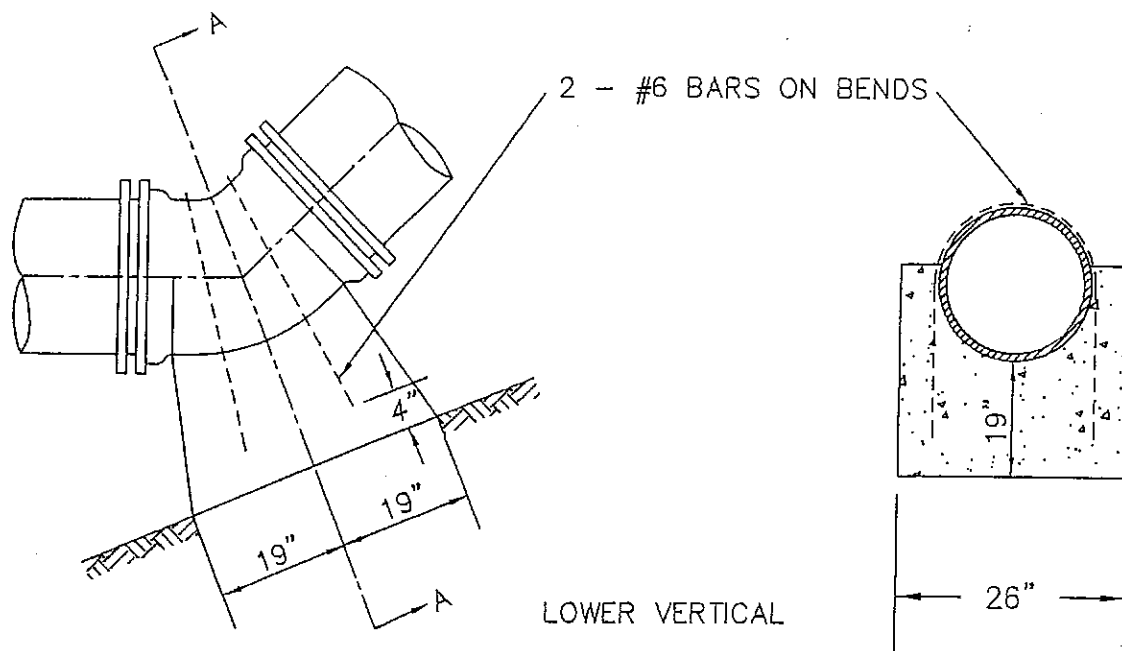
MARCH, 2008

WARREN COUNTY STANDARD DETAILS  
DEPARTMENT OF WATER & SEWER

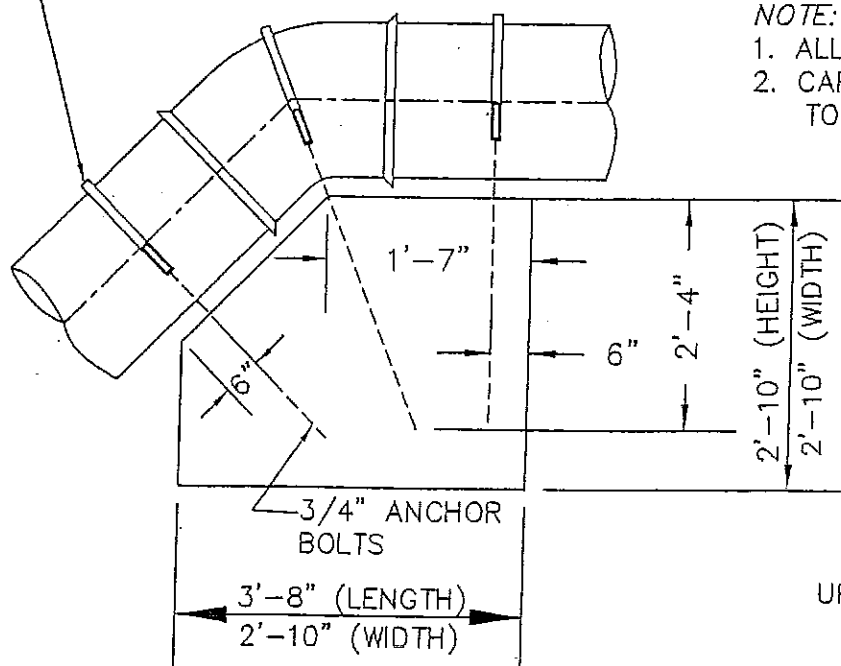
STANDARD NUMBER

**W-17**





2" WIDE X 1/4" THICK  
STRAP



NOTE:

1. ALL CONCRETE 4200#
2. CARRY ALL BEARING SURFACES TO FIRM BEARING.

# ANCHORS & BUTTRESSES FOR VERTICAL BENDS

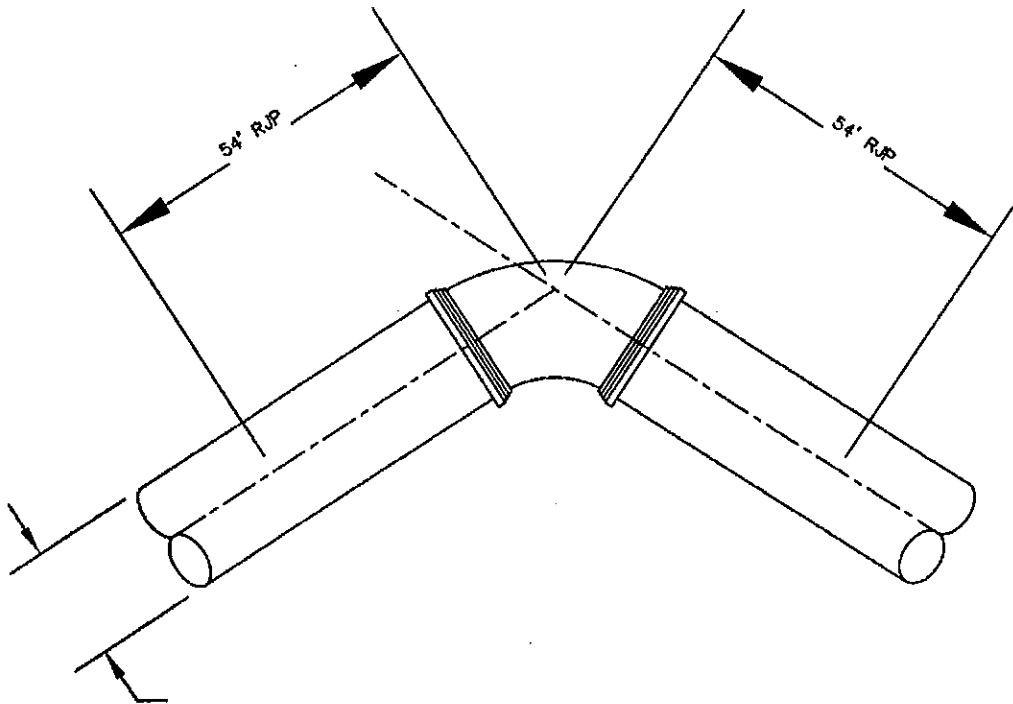
APPROVED/REVISED

MARCH, 2008

WARREN COUNTY, STANDARD DETAILS  
DEPARTMENT OF WATER & SEWER

STANDARD NUMBER

W-18



MINIMUM 54' OF RESTRAINED JOINT PIPE (RJP) IS REQUIRED BEFORE AND AFTER ALL BENDS. REFER TO TABLE BELOW.

RESTRAINT OPTIONS:

MECHANICAL JOINT W/ MEGALUGS ~ ALL SIZES OF PIPE  
 MJ FIELD LOCKS ~ < 24" PIPE

TABLE  
 REQUIRED LENGTH OF RESTRAINED JOINTS  
 d-DIAMETER OF PIPE  
 l-LENGTH OF PIPE

d	4"	6"	8"	10"	12"	16"	20"	24"
l	54'	54'	54'	54'	66'	98'	125'	145'

## REQUIRED RESTRAINED JOINTS FOR BENDS

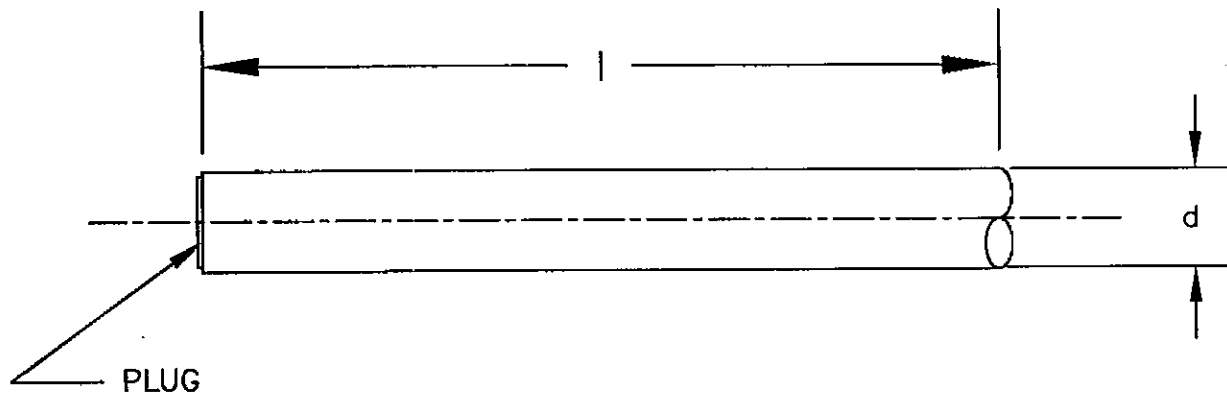
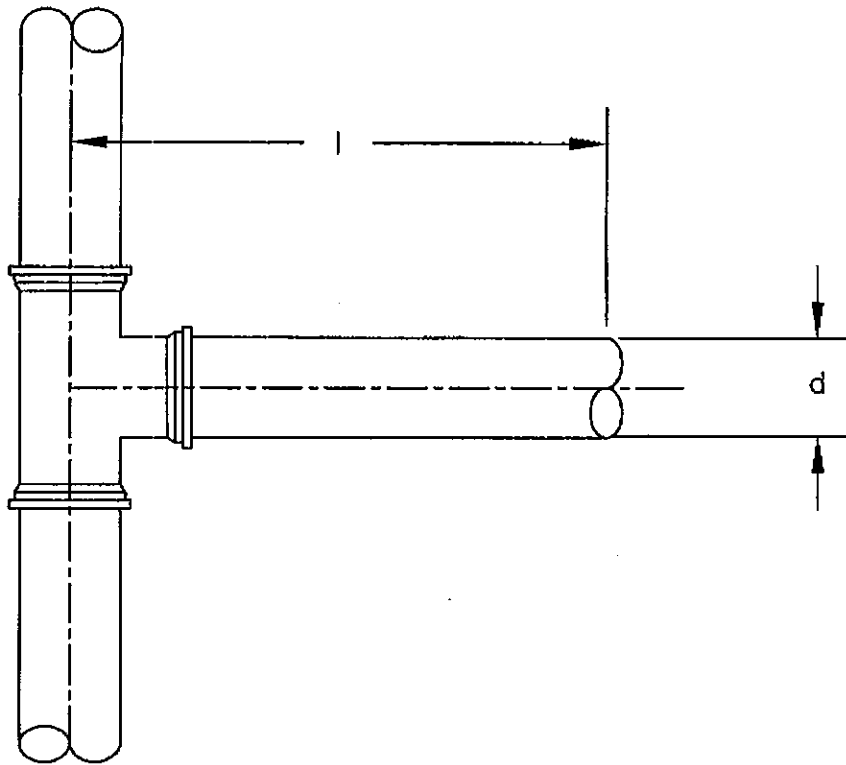
APPROVED/REVISED

JUNE, 2012

WARREN COUNTY STANDARD DETAILS  
 DEPARTMENT OF WATER & SEWER

STANDARD NUMBER

**W-19**



MINIMUM 54' OF RESTRAINED JOINT PIPE (RJP) IS REQUIRED BEFORE AND AFTER ALL BENDS. REFER TO TABLE BELOW.

TABLE  
REQUIRED LENGTH OF RESTRAINED JOINTS  
d-DIAMETER OF PIPE  
l-LENGTH OF PIPE

d	4"	6"	8"	10"	12"	16"	20"	24"
l	54'	54'	54'	54'	66'	98'	125'	145'

REQUIRED RESTRAINED JOINTS – DEAD END VALVES,  
PLUGS, CAPS & TEES

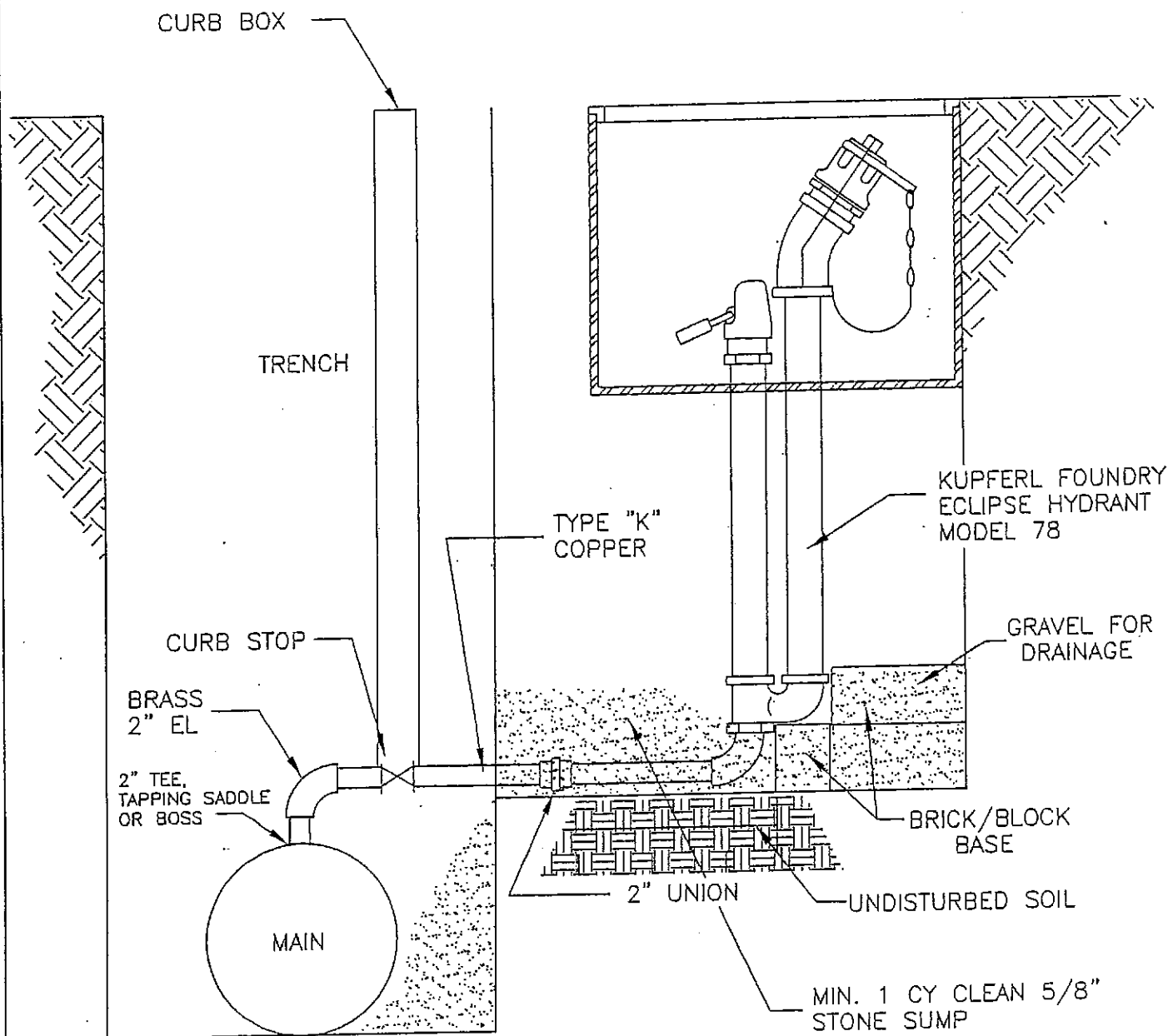
APPROVED/REVISED

JUNE, 2012

WARREN COUNTY STANDARD DETAILS  
DEPARTMENT OF WATER & SEWER

STANDARD NUMBER

**W-20**



ALL LINE FITTINGS COMPRESSION.

## BLOW-OFF HYDRANT

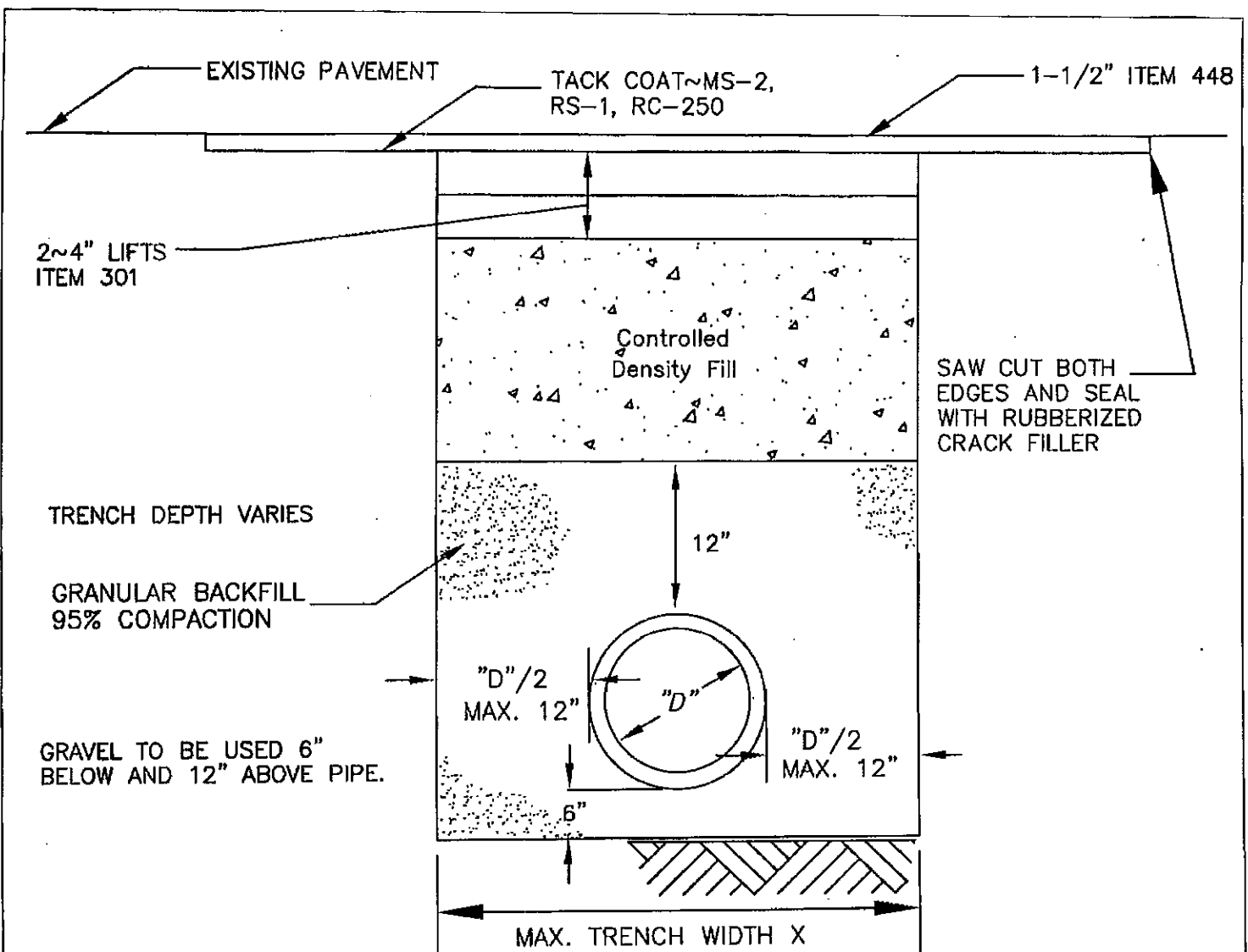
APPROVED/REVISED

MARCH, 2008

WARREN COUNTY STANDARD DETAILS  
DEPARTMENT OF WATER & SEWER

STANDARD NUMBER

**W-21**



ALL DIMENSIONS ARE MINIMUM – ACTUAL TO BE PER COUNTY ENGINEER OR ODOT INSTRUCTIONS & PERMIT.

TRAFFIC MUST BE MAINTAINED AT ALL TIMES; LIGHTS, SIGNS, BARRICADES AND IF NECESSARY, FLAGMAN AND WATCHMEN TO BE ON JOB FOR PROTECTION OF THE PUBLIC. STREET PLATES MUST CONFORM TO COUNTY ENGINEER OR ODOT REQUIREMENTS.

FLASHFILL OR CONTROLLED DENSITY FILL TO A MINIMUM DISTANCE OF 5 FEET BEYOND THE EDGE OF PAVEMENT. TRENCH BACKFILL AND PAVEMENT RESTORATION MUST CONFORM TO THE APPLICABLE WARREN COUNTY ENGINEER OR ODOT SPECIFICATIONS.

EXISTING PAVEMENT EDGES SHALL BE NEATLY AND SQUARELY TRIMMED AND/OR MILLED. PAVEMENT MUST MATCH EXISTING ROAD THICKNESS OR AS SPECIFIED BY COUNTY ENGINEER OR ODOT.

## ROAD PAVEMENT CUT AND RESTORATION AT ROADWAY CROSSING

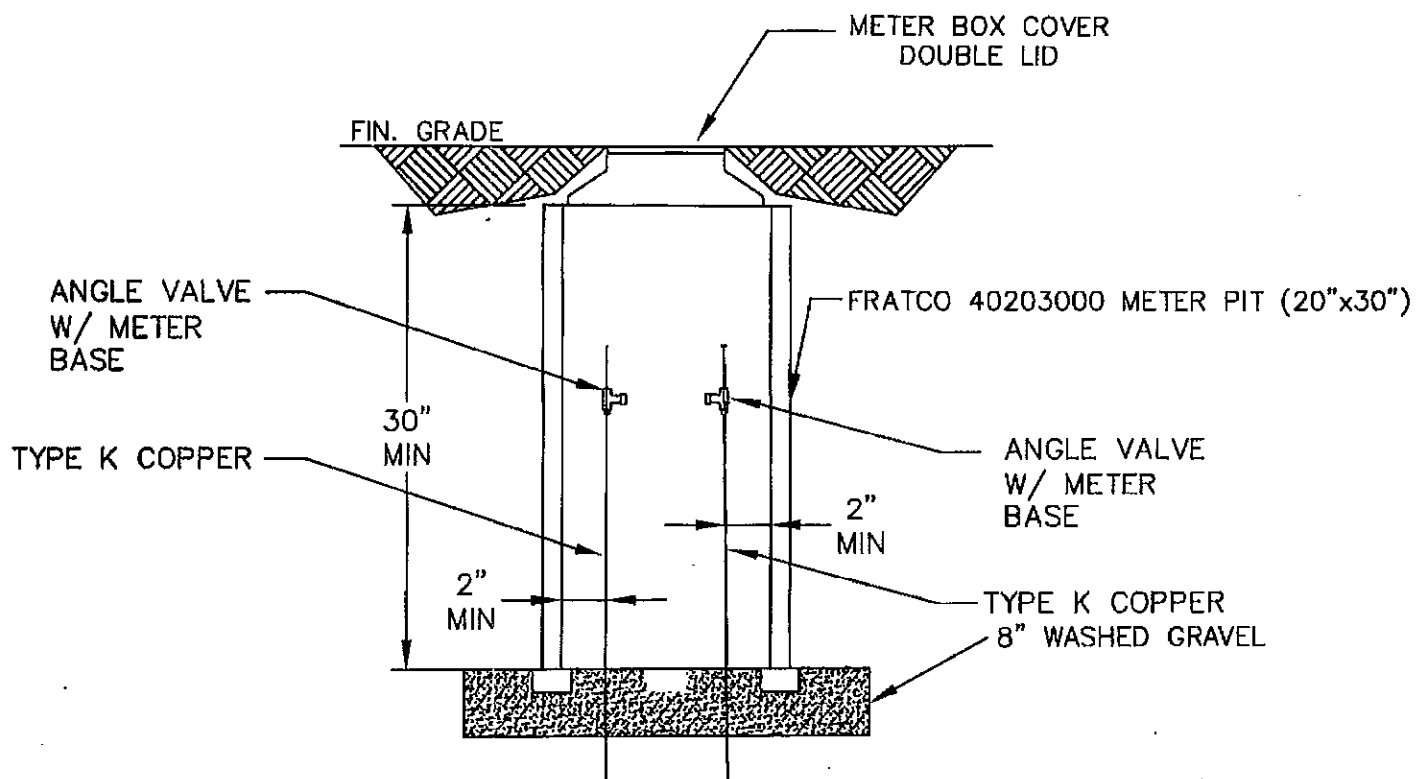
APPROVED/REVISED

JUNE, 2012

WARREN COUNTY STANDARD DETAILS  
DEPARTMENT OF WATER & SEWER

STANDARD NUMBER

**W-22**



**NOTE:**

CONNECT ON BOTH SIDES OF MAIN LINE GATE VALVE WITH 3/4" TYPE K COPPER CORP STOPS. INSTALL METER PIT & LID WITH 3/4" TYPE K COPPER LINES A MINIMUM OF 18" BELOW METER LID. ONE (1) ANGLE VALVE WITH METER BASE SHALL BE INSTALLED ON BOTH LINES.

**METER TEST PIT AT CREEK CROSSING**

APPROVED/REVISED

JUNE, 2012

WARREN COUNTY STANDARD DETAILS  
DEPARTMENT OF WATER & SEWER

STANDARD NUMBER

**W-23**

## WATER

1. ALL WATER MAINS SHALL HAVE A MINIMUM COVER OF 4'-6".
  - 1.A. ALL WATER SERVICE LATERALS SHALL HAVE A MINIMUM COVER OF 42".
2. ALL WATER MAINS SHALL BE DUCTILE IRON CONFORMING WITH AWWA SPEC. C-151 CLASS 52 IN SIZES 4"-16" AND PSI CLASS 350 FOR 20" AND ABOVE.
3. COMPACT FITTINGS ARE PERMITTED.
4. ALL WATER VALVES MUST OPEN LEFT. ALL VALVE BOX LIDS MUST BE CAST/STAMPED "WCWD" IN 1 1/2" LETTERS AND BE NEENAH NF-19130002 OR EQUAL. ALL VALVE EXTENSIONS TO HAVE SET SCREWS.
5. A CONCRETE SLAB MUST BE PROVIDED AT FINAL GRADE AROUND ALL MAIN VALVE BOXES. THE SLABS MUST BE EIGHTEEN INCHES (18") SQUARE /CIRCLE AND NINE INCHES (9") THICK.
6. WATER AND SEWER LINES SHALL HAVE A MINIMUM OF TEN FEET (10') HORIZONTAL SEPARATION AND/ OR TWO FEET (2') VERTICAL SEPARATION.
7. NO GATE VALVE, METER PIT, BLOW OFF OR CORPORATION STOP SHALL BE LOCATED UNDER OR WITHIN THREE FEET (3') OF DRIVEWAYS, ROADWAYS OR SIDEWALKS.
8. NO DRIVEWAY SHALL BE INSTALLED WITHIN FIVE FEET (5') OF A FIRE HYDRANT.
9. A MINIMUM OF THREE FEET (3') IS REQUIRED BETWEEN CORPORATION STOPS. NO TAP SHALL BE MADE WITHIN THREE (3') OF A BELL.
10. THE LOCATION OF WATER SERVICE LATERALS MUST BE STAMPED IN THE CURB AT THE TIME THE CURB IS PLACED TO PERMANENTLY INDICATE THE LOCATION OF SAID LATERALS.
11. THE LOCATION OF ALL WATER SERVICE LATERALS MUST BE PROVIDED ON THE AS-BUILT PLANS.
12. CONTRACTOR SHALL SUBMIT AS-BUILT PLANS OF SANITARY AND WATER LATERALS TO THE OWNER.
13. ALL WATER MAINS CROSSING UNDER STORM DRAINS SHALL BE BACK-FILLED WITH GRANULAR MATERIAL, O.D.O.T. ITEM 310.02, BETWEEN MAINS AND DRAINS.

APPROVED/REVISED  JUNE, 2012	WARREN COUNTY STANDARD DETAILS DEPARTMENT OF WATER & SEWER	STANDARD NUMBER  <b>WG-1</b>
------------------------------------	---	------------------------------------

## WATER

14. EACH SERVICE LATERAL MUST BE A CONTINUOUS PIECE OF PIPE FROM THE CORP STOP TO THE METER. COUPLINGS SHALL NOT BE ALLOWED. TYPE K COPPER SHALL BE USED FOR 3/4" AND 1" SERVICES. POLYETHYLENE 200 PSI (COPPER TUBE SIZE) MAY BE USED FOR 1 1/2" AND 2" SERVICES. TRACER WIRE MUST BE USED WITH POLY AND SDR 21.

15. SERVICE LINES 1" AND LARGER MUST BE EITHER TYPE K COPPER, POLY 200 PSI (ASTM D-2737) OR SDR 21 (SLIP JOINT) (ASTM-2241). TRACER WIRE MUST BE TAPED EVENLY EVERY 3' ON POLY AND SDR 21 FROM THE METER PIT INTO THE STRUCTURE BEING SERVED (A 3' LEAD IS REQUIRED INSIDE THE PIT).

16. 1 1/2" AND 2" SERVICE LINES FROM THE CORP STOP TO THE METER PIT MUST BE TYPE K COPPER OR POLYETHYLENE 200 PSI. POLY MUST HAVE A TRACER WIRE. SEE W-10A.

17. FIRE HYDRANTS MUST BE PROVIDED AT THE ENTRANCE TO ALL SUBDIVISIONS AND AT ALL STREET INTERSECTIONS.

18. YARD HYDRANT-MURDOCK BFHE-10 3/4", WITH BFH FEATURES AND VACUUM BREAKER PERMANENTLY ATTACHED TO OUTLET, WITH DOUBLE BALL CHECK VALVE ON DRAIN.

19. A BACKFLOW PREVENTION DEVICE MUST BE INSTALLED ON ALL WATER SERVICE LATERALS BY THE PROPERTY OWNER IMMEDIATELY UPON ENTRY TO THE STRUCTURE TO BE SERVED, PRIOR TO ANY POINT OF CONNECTION OR USAGE. THE FOLLOWING DEVICES SHALL BE REQUIRED:

i) FOR RESIDENTIAL DWELLING UNITS (3 FAMILY OR LESS), A DOUBLE CHECK VALVE COMPLYING WITH A.S.S.E. NO. 1024 MUST BE PROVIDED (WATTS REGULATOR COMPANY MODEL NO. 7 OR EQUAL).

ii) FOR ALL OTHER USERS, A REDUCED PRESSURE PRINCIPAL PRESSURE REDUCING VALVE (TRIPLE CHECK VALVE) COMPLYING WITH A.S.S.E. NO. 1013 MUST BE PROVIDED (WATTS REGULATOR COMPANY MODEL NO. 909 OR EQUAL).

20. SWAB PIPE WITH 50 PPM CHLORINE SOLUTION BEFORE INSTALLATION.

21. ALL NEW WATER MAINS SHALL BE PRESSURE TESTED FOR 2 HOURS AT 1.5 TIMES THE OPERATING PRESSURE OR AT 150 PSI, WHICHEVER IS GREATER. ALLOWABLE LEAKAGE SHALL BE PER TABLE 6A OF AWWA C-600.

22. DEDUCT METERS SHALL NOT BE ALLOWED.

23. NO IRRIGATION CONNECTIONS SHALL BE ALLOWED IN THE METER PIT.

24. BACK FLOW PREVENTER TO BE INSTALLED AHEAD OF ANY SPRINKLER BUT NOT IN METER PIT.

25. ALL MATERIALS USED SHALL BE DOMESTIC, MADE IN THE UNITED STATES OF AMERICA

APPROVED/REVISED

MARCH, 2008

WARREN COUNTY STANDARD DETAILS  
DEPARTMENT OF WATER & SEWER

STANDARD NUMBER

**WG-1A**



## PROCEDURE FOR CONNECTION TO EXISTING WATER SYSTEM

1. MUST NOTIFY WARREN COUNTY WATER DEPARTMENT THREE (3) DAYS IN ADVANCE OF ANY SHUT DOWN. WARREN COUNTY WILL ISSUE THE SHUT DOWN NOTIFICATION AND/OR BOIL ADVISORY TO AFFECTED CUSTOMERS PER OHIO EPA REQUIREMENTS IF DETERMINED NECESSARY BY WARREN COUNTY.
2. EXPOSE EXISTING MAIN AT PROPOSED CONNECTION POINT. NO WET TAP SHALL BE MADE WITHIN THREE (3) FEET OF A BELL OR PIPE CONNECTION.
3. COUNTY PERSONNEL TO OPERATE CLOSING OF APPROPRIATE VALVES TO ISOLATE LINE TO BE TAPPED.
4. INSTALL PROPER TAPPING SLEEVE AND TAPPING VALVE. THE TAPPING SLEEVE AND VALVE SHALL BE TESTED AT 200 PSI FOR A PERIOD OF AT LEAST 5 MINUTES. THE PIPE SLUG MUST BE REMOVED AND INSPECTED BY COUNTY PERSONNEL.
5. IF THE TAPPING SLEEVE AND VALVE WILL BE UNDER FUTURE PAVEMENT, THE BURIED VALVE MUST BE LEFT OPEN AND A NEW VALVE SET OUT OF PAVEMENT.
6. FIELD CUT EXISTING MAIN AS NECESSARY TO ACCOMMODATE TEE AND CLOSE COUPLED VALVES AT EACH END OF TEE. CARE IS TO BE TAKEN SO AS NOT TO GET DIRT IN EXISTING MAIN.
7. THOROUGHLY CLEAN AND DISINFECT PIPE AND APPURTENANCES TO BE INSTALLED.
8. INSTALL TEE AND VALVES — DRESSER COUPLINGS CAN BE USED IF NECESSARY. PROPOSED MAIN VALVE IS TO BE CAPPED AND SHUT OFF. EXISTING MAIN IS THEN TO BE RETURNED TO SERVICE BY COUNTY PERSONNEL.
9. CONSTRUCTION OF PROPOSED MAIN IS TO BE COMPLETED WITHIN A JOINT OF CONNECTION TO TEE AND VALVES INSTALLED ABOVE.
10. ENTIRE LINE IS TO BE PRESSURE TESTED AND DISINFECTED TO COUNTY STANDARDS.
11. ENTIRE LENGTH OF PIPE IS TO BE THOROUGHLY CLEANED AND DISINFECTED PRIOR TO INSTALLATION. PERMATAX CHLORINE TABLETS TO BE USED FOR DISINFECTION. DOSAGE SHALL BE PER MANUFACTURER'S SPECIFICATIONS BASED ON PIPE MATERIAL.
12. NEW MAIN IS TO BE PUT INTO SERVICE BY COUNTY PERSONNEL.
13. TAPPING SLEEVES/SADDLES TO BE TWO-PIECE CAST IRON. SIZE ON SIZE TAPPING SLEEVES ARE NOT PERMITTED.

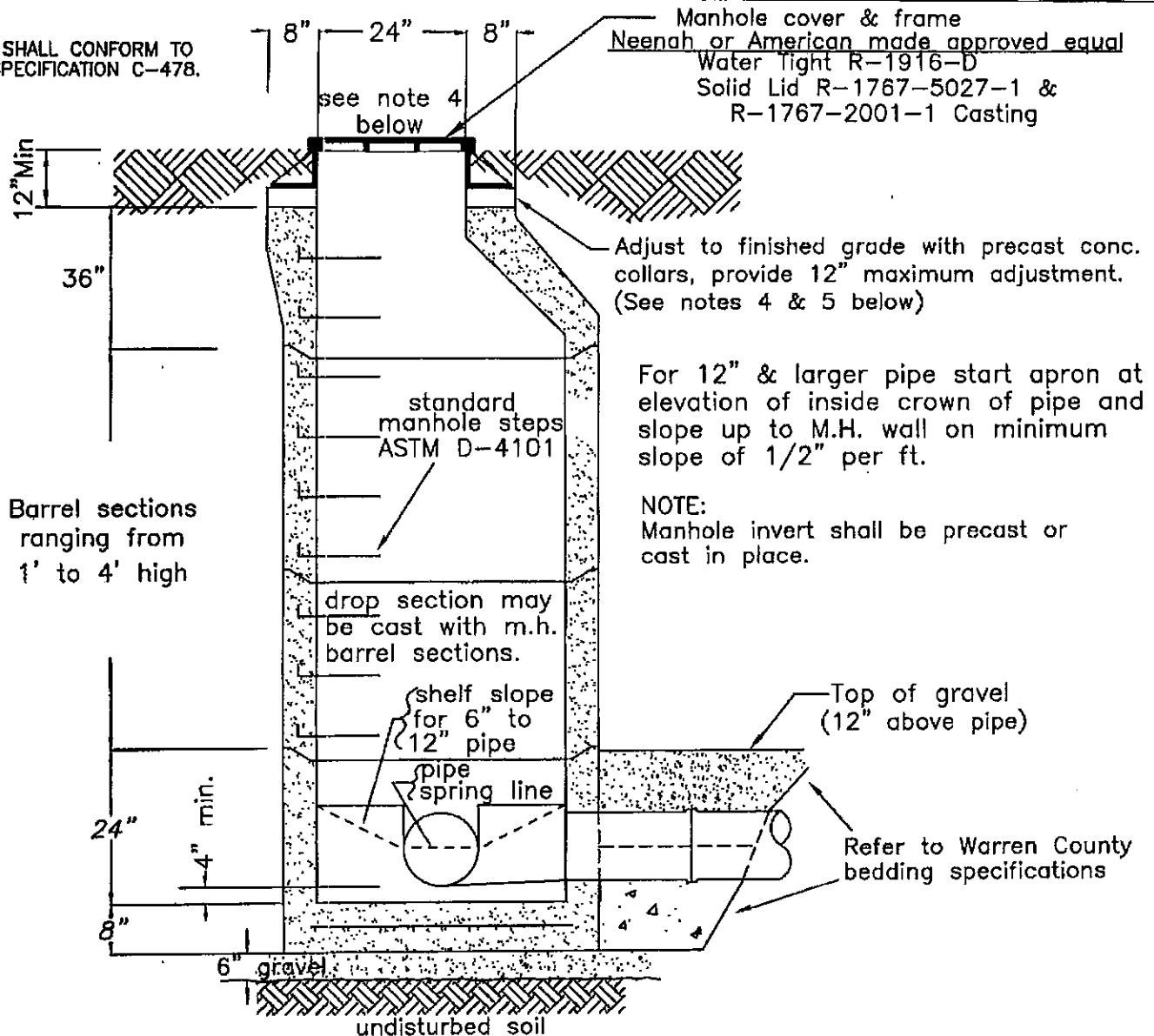
APPROVED/REVISED  JUNE, 2012	WARREN COUNTY STANDARD DETAILS DEPARTMENT OF WATER & SEWER	STANDARD NUMBER  <b>WG-2</b>
------------------------------------	---	------------------------------------

PROCEDURE FOR RELOCATING OR LOWERING SERVICE LATERAL  
AND RELOCATING OR BRINGING TO GRADE METER PITS

1. ALL AFFECTED USERS MUST BE NOTIFIED FORTY-EIGHT (48) HOURS IN ADVANCE AS TO THE TIME AND DURATION OF THE SHUTOFF. ANY DISCONTINUANCE OF SERVICE MUST BE COORDINATED THROUGH WARREN COUNTY PRIOR TO ANY SHUT DOWN.
2. ALL WORK MUST BE PERFORMED ACCORDING TO ALL WARREN COUNTY SPECIFICATIONS, PARTICULARLY W-10, W-10A AND W-12.
3. EACH SERVICE LATERAL MUST BE A CONTINUOUS PIECE OF PIPE FROM THE CORP STOP TO THE METER. COUPLINGS SHALL NOT BE PERMITTED. TYPE K COPPER SHALL BE USED FOR 3/4" AND 1" SERVICES. POLYETHYLENE 200 PSI MAY BE USED FOR 1 1/2" AND 2" SERVICES.
4. METER PITS MUST BE ADJUSTED TO GRADE USING RING RISERS OR PIT RISERS. METERS MUST BE ADJUSTED WITH METER RESETTERS (FORD V42).
5. ALL PROCEDURES MUST BE DISCUSSED AT A PRECONSTRUCTION MEETING PRIOR TO THE INITIATION OF CONSTRUCTION.

APPROVED/REVISED MARCH, 2008	WARREN COUNTY STANDARD DETAILS DEPARTMENT OF WATER & SEWER	STANDARD NUMBER <b>WG-3</b>

MANHOLE SHALL CONFORM TO  
A.S.T.M. SPECIFICATION C-478.



**NOTES:**

- 1.) Minimum wall thickness and steel reinforcing to conform with A.S.T.M. designation C-478. Steel shall be cold drawn wire in accordance with A.S.T.M. designation A-82.
- 2.) Water tight gaskets are required at all joints (C-443 for rubber type joints).
- 3.) Except as otherwise noted on the sewer staking plan, where pipe sizes change at the manhole, the inside tops of pipes to be set at the same elevation.
- 4.) Top of casting shall be even with finished grade at paved locations (roadways and parking lots) and at developed lots. In undeveloped lots, top of casting to be a minimum of 12" above finished grade or as otherwise shown on plan.
- 5.) Within a new subdivision, temporary adjusting collar must be provided 1 foot above rough/finished grade. Risers (12" maximum) are permitted. Manholes shall be lowered to finished grade when subdivision improvements are completed and the lot is built on.
- 6.) No manhole, or any portion of a manhole, shall be located under a sidewalk or driveway. Manholes shall only be allowed in roadway pavement upon permission by the County Sanitary Engineer.
- 7.) A minimum drop of 0.10' must be maintained between inlet and outlet inverts.

## PRECAST MANHOLE

APPROVED/REVISED

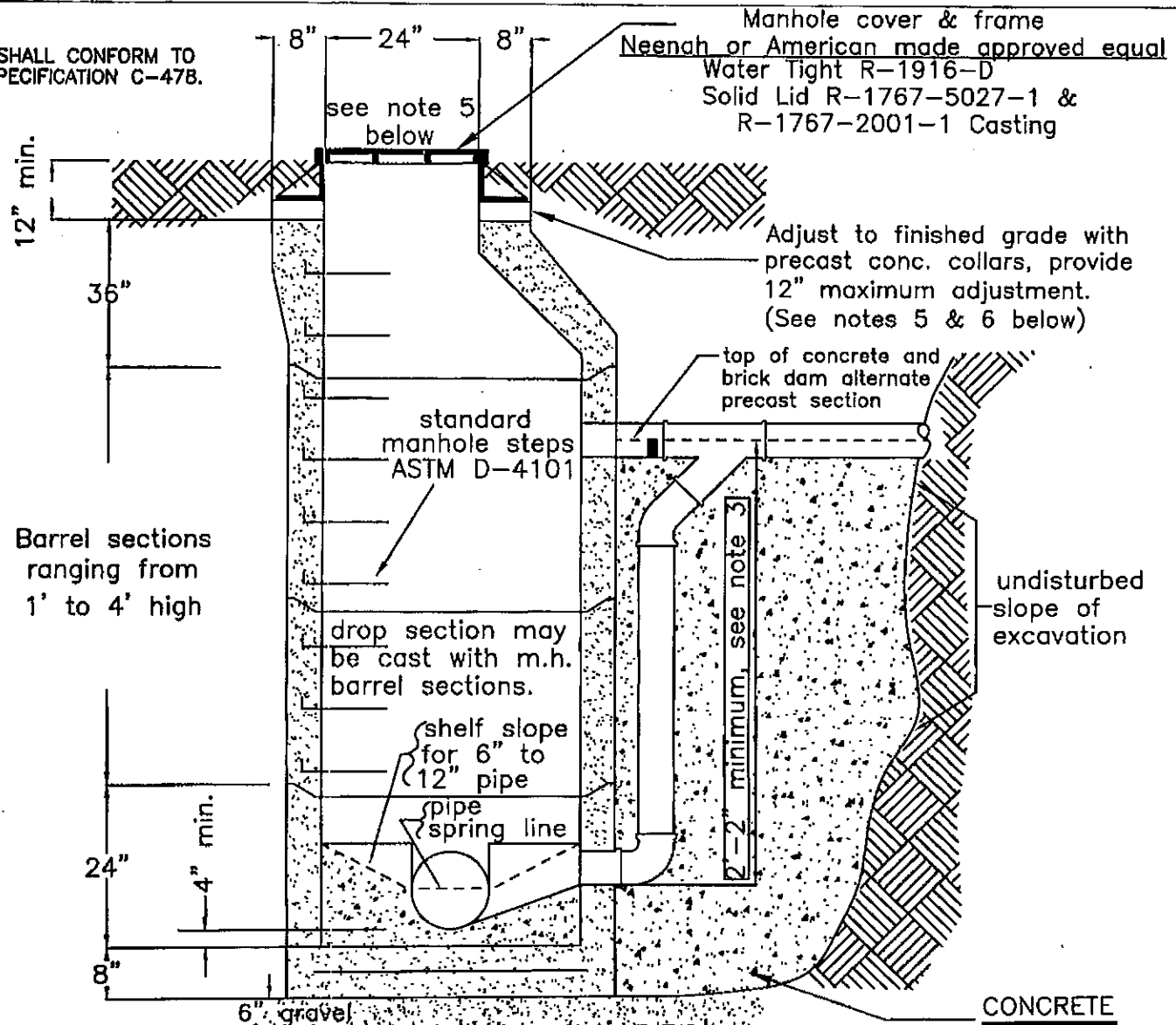
JUNE, 2012

WARREN COUNTY STANDARD DETAILS  
DEPARTMENT OF WATER & SEWER

STANDARD NUMBER

**S-1**

MANHOLE SHALL CONFORM TO  
A.S.T.M. SPECIFICATION C-478.



#### NOTES:

- 1.) Minimum wall thickness and steel reinforcing to conform with A.S.T.M. designation C-478. Steel shall be cold drawn wire in accordance with A.S.T.M. designation A-82.
- 2.) Water tight gaskets are required at all joints (C-443 for rubber type joints).
- 3.) Provide concrete fill around drop section placed against undisturbed soil at the excavation slope and extend to the 1/2 point of upper pipe. Minimum width (thickness) of conc. to be pipe O.D. + 8".
- 4.) Except as otherwise noted on the sewer staking plan, where pipe sizes change at the manhole, the inside tops of pipes to be set at the same elevation.
- 5.) Top of casting shall be even with finished grade at paved locations (roadways and parking lots) and at developed lots. In undeveloped lots, top of casting to be a minimum of 12" above finished grade or as otherwise shown on plan.
- 6.) Within a new subdivision, temporary adjusting collar must be provided 1 foot above rough/finished grade. Risers (12" maximum) are permitted. Manholes shall be lowered to finished grade when subdivision improvements are completed and the lot is built on.
- 7.) No manhole, or any portion of a manhole, shall be located under a sidewalk or driveway. MHs shall only be allowed in roadway pavement upon permission by the County Sanitary Engineer.
- 8.) Drop MH to be used when the sewer entering the MH is two (2) feet or more above MH invert.

## DROP MANHOLE DETAIL

APPROVED/REVISED

JUNE, 2012

WARREN COUNTY STANDARD DETAILS  
DEPARTMENT OF WATER & SEWER

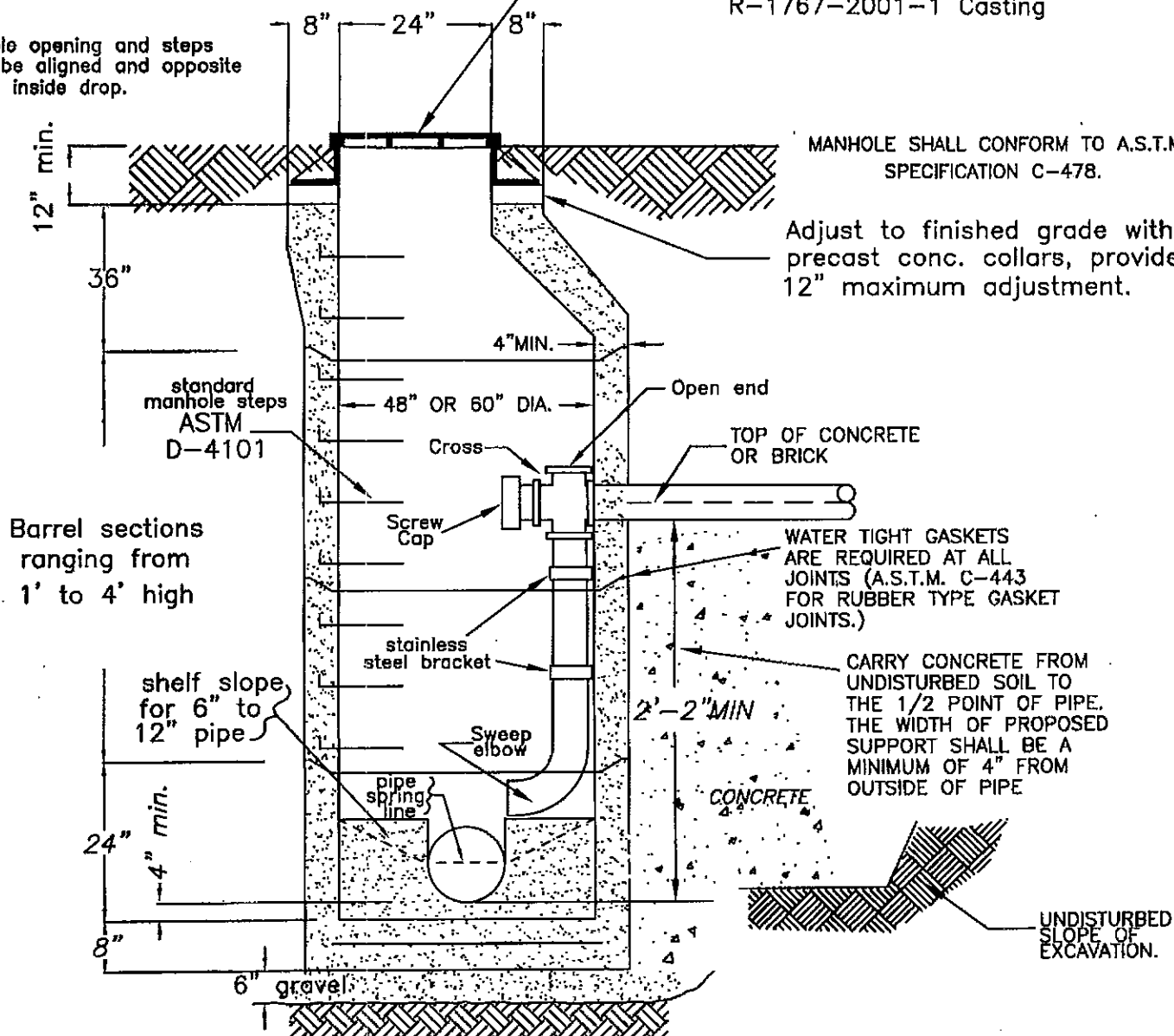
STANDARD NUMBER

**S-2**

Manhole cover & frame  
Neenah or American Made approved equal  
 Water Tight R-1916-D  
 Solid Lid R-1767-5027-1 &  
 R-1767-2001-1 Casting

MANHOLE SHALL CONFORM TO A.S.T.M.  
SPECIFICATION C-478.

Adjust to finished grade with precast conc. collars, provide 12" maximum adjustment.



Except as otherwise noted on the sewer staking plan, where pipe sizes change at the MH, the inside tops of pipes to be at the same elevation.

Minimum wall thickness and steel reinforcing to conform with ASTM designation C-478. Steel shall be cold drawn wire in accordance with ASTM designation A-82.

No manhole, or any portion of a manhole, shall be located under a sidewalk or driveway. Manholes shall only be allowed in roadway pavement upon permission by the County Sanitary Engineer.

Within a new subdivision, temporary adjusting collar must be provided 1 foot above rough/finished grade. Risers (12" maximum) are permitted. Manholes shall be lowered to finished grade when subdivision improvements are completed and the lot is built on.

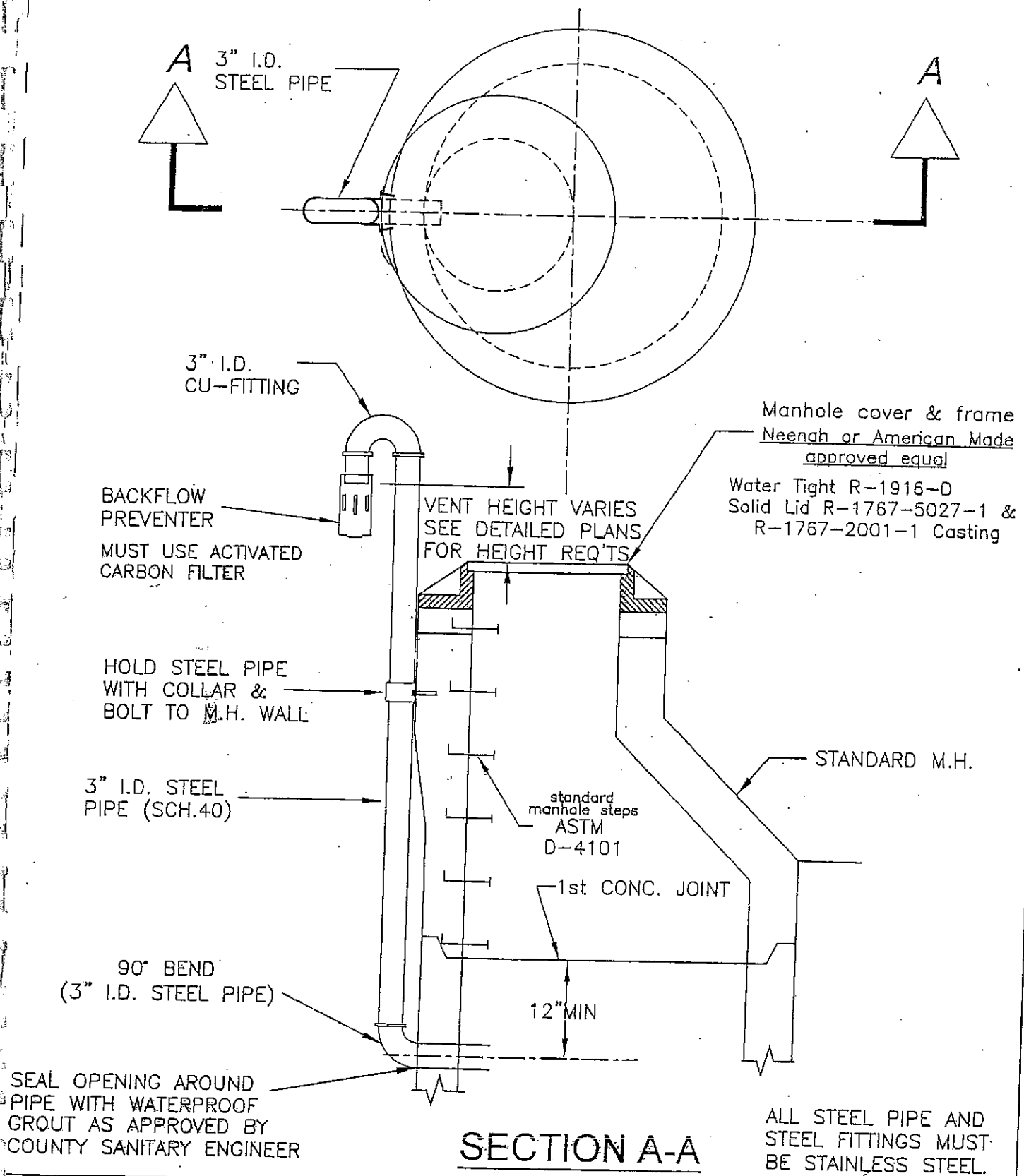
## PRECAST MANHOLE INSIDE DROP CONNECTION

WARREN COUNTY STANDARD DETAILS  
DEPARTMENT OF WATER & SEWER

JUNE, 2012

STANDARD NUMBER

**S-3**



## VENTED MANHOLE

APPROVED/REVISED

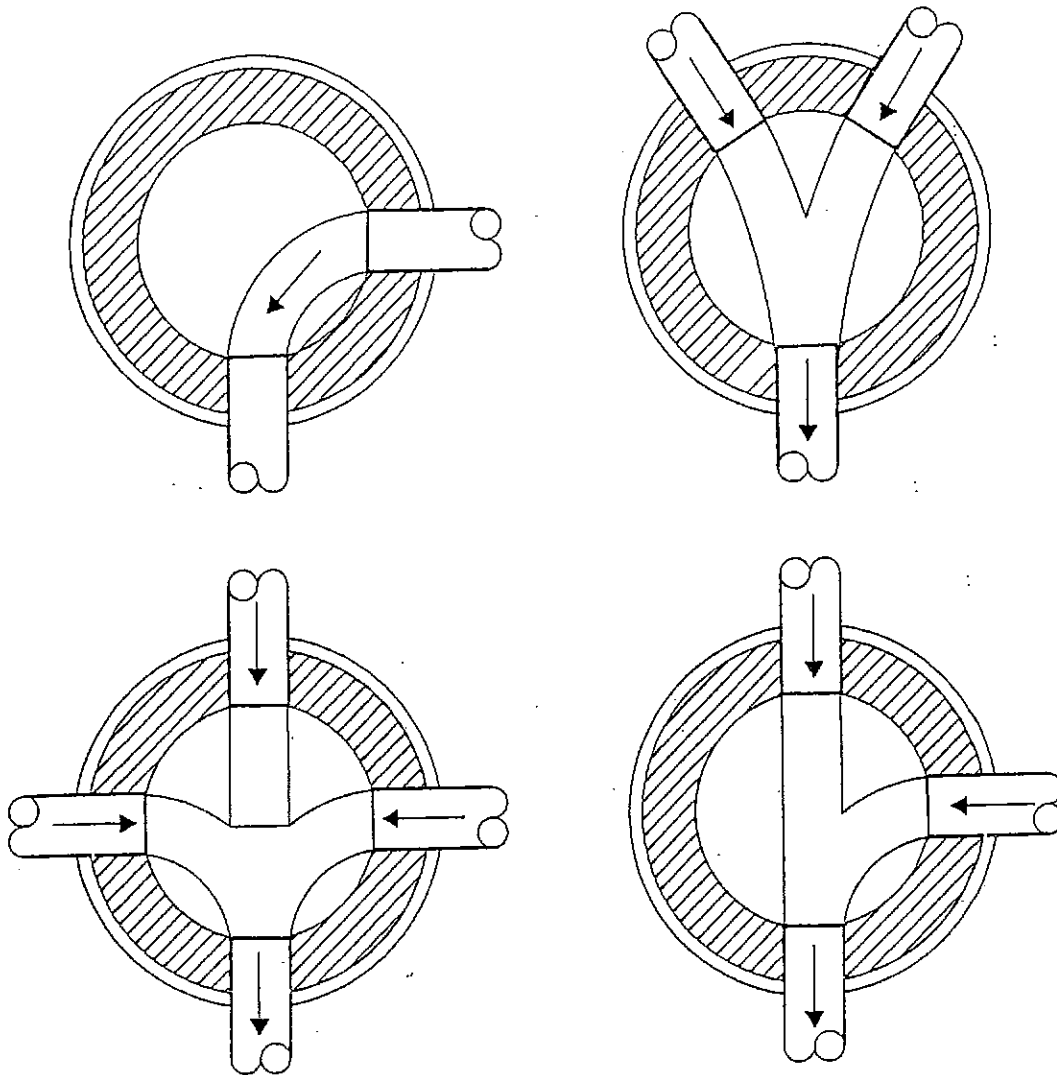
MARCH, 2008

WARREN COUNTY STANDARD DETAILS  
DEPARTMENT OF WATER & SEWER

STANDARD NUMBER

**S-4**

A minimum drop of 0.10' must be maintained between inlet and outlet inverts.



NOTE: MODIFY MANHOLE CHANNEL ENTRANCE CONDITIONS SHOWN TO SUIT ENTRANCE NEEDS OF INDIVIDUAL CASES, MAINTAINING CHANNEL CONCEPT.

CHANNELS MUST BE SUITABLE FOR INSTALLATION & REMOVAL OF EXPANSION PLUG USED FOR FLUSHING.

ALL CONSTRUCTION DETAILS & DIMENSIONS ARE TO CONFORM TO THOSE SHOWN FOR STANDARD MANHOLES.

ALL CHANNELS MUST BE SMOOTH AND UNIFORM. TRANSITION MUST NOT CREATE OBSTRUCTION TO FLOW.

## MANHOLE CHANNELS

APPROVED/REVISED

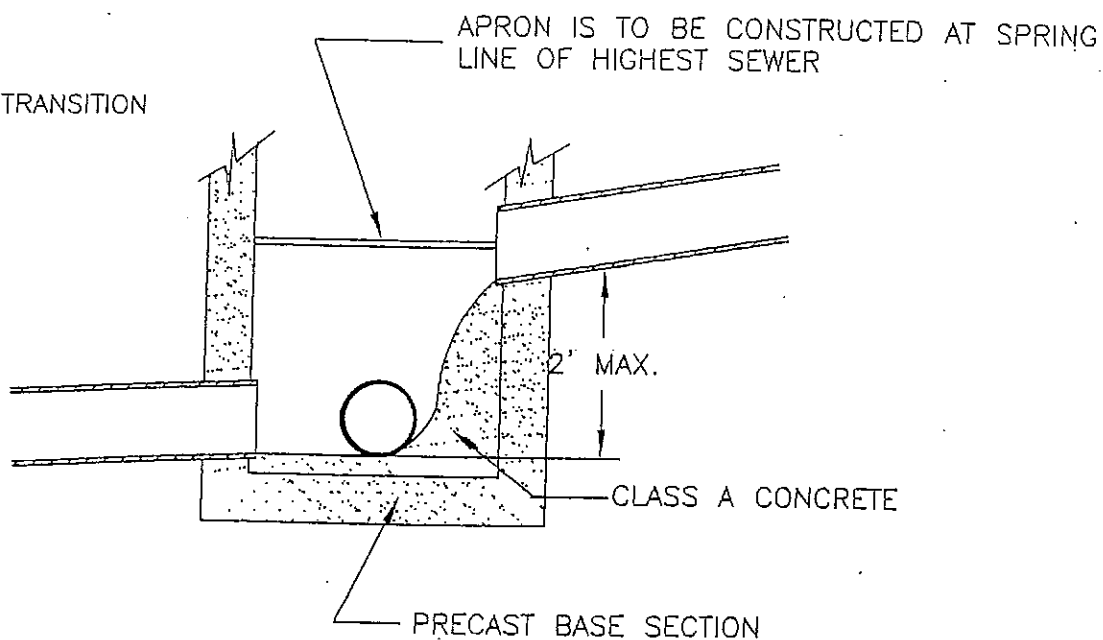
MARCH, 2008

WARREN COUNTY: STANDARD DETAILS  
DEPARTMENT OF WATER & SEWER

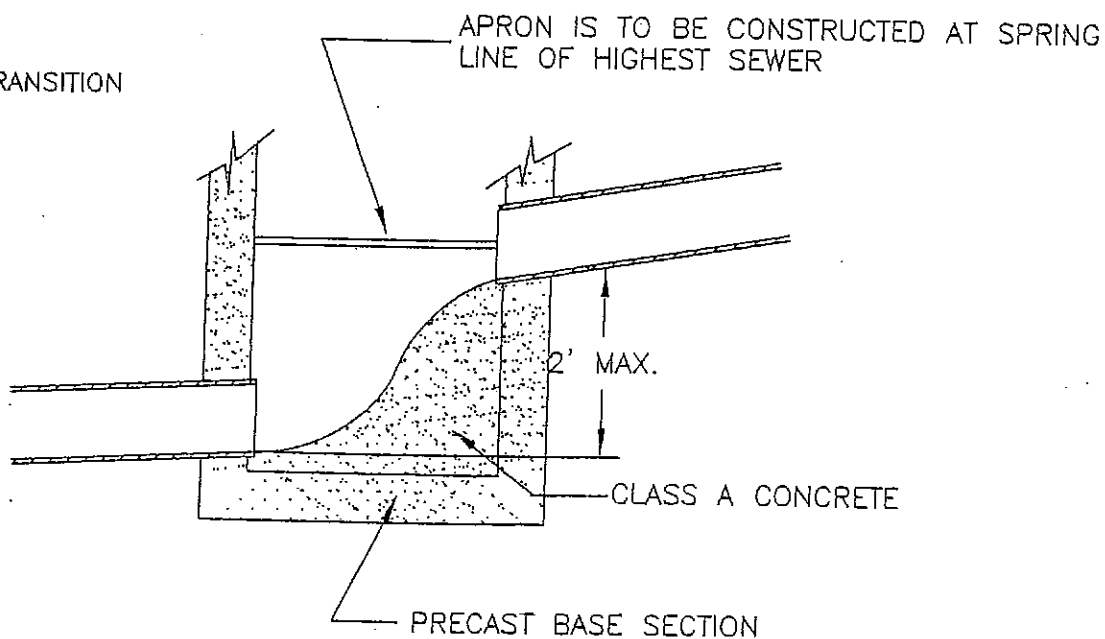
STANDARD NUMBER

**S-5**

THREE PIPE TRANSITION



TWO PIPE TRANSITION



NOTE:

Drop manholes are to be used when the sewer entering the manhole is two (2) feet or greater above the manhole invert.

# SANITARY M.H. INVERT TRANSITION BASE SECTIONS

APPROVED/REVISED

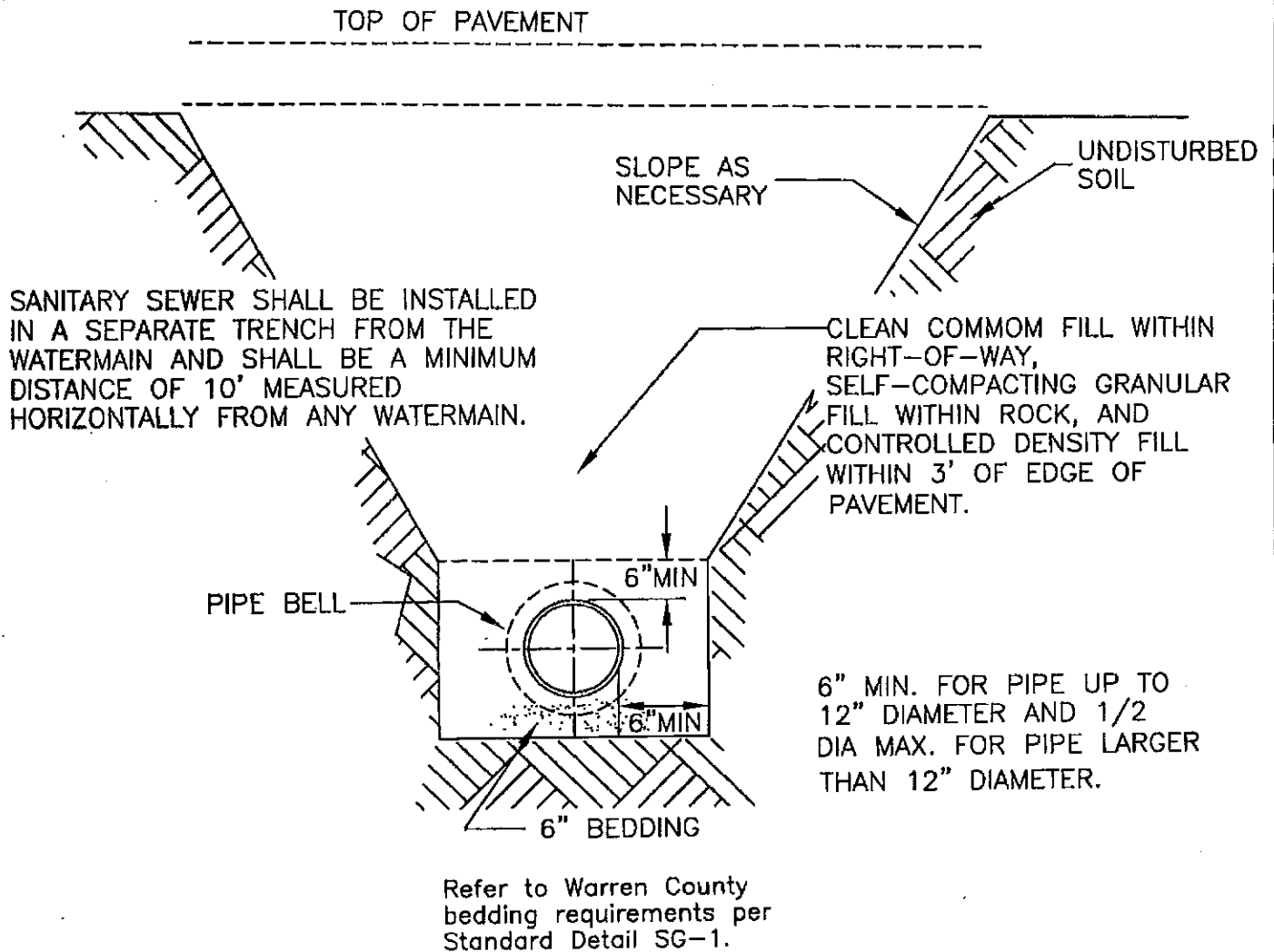
MARCH, 2008

WARREN COUNTY STANDARD DETAILS  
DEPARTMENT OF WATER & SEWER

STANDARD NUMBER

S-6





NOTES:

1. TRENCH SIDES SHALL MEET OSHA REQUIREMENTS.
2. TRENCH SHALL HAVE FLAT BOTTOM SO THAT PIPE WILL BE SUPPORTED UNIFORMLY ALONG THE BARREL.
3. NO SUPPORT BY BLOCKING IS PERMITTED.

## SANITARY GRAVITY SEWER TRENCH DETAIL

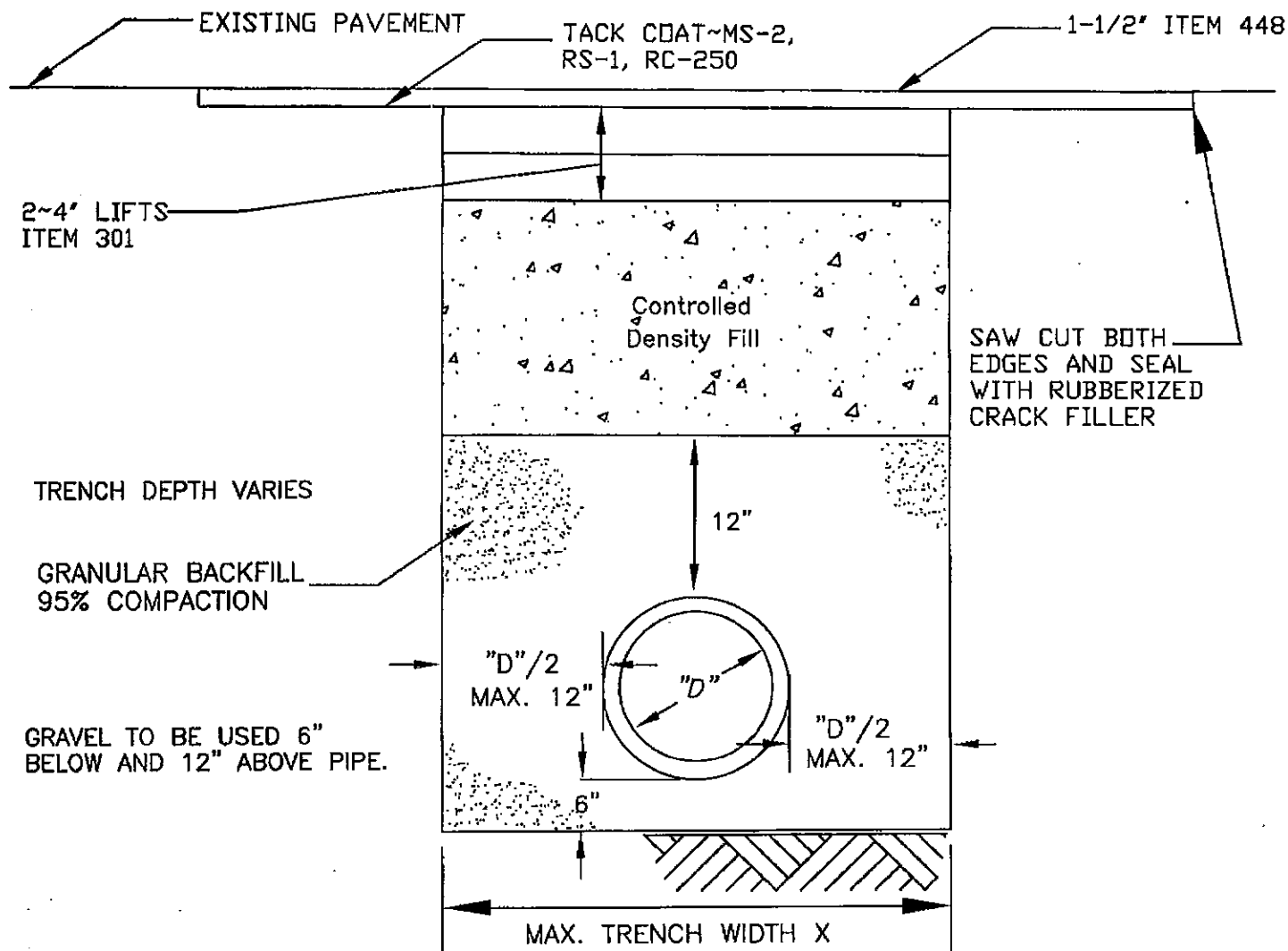
APPROVED/REVISED

JUNE, 2012

WARREN COUNTY STANDARD DETAILS  
DEPARTMENT OF WATER & SEWER

STANDARD NUMBER

**S-7**



ALL DIMENSIONS ARE MINIMUM – ACTUAL TO BE PER COUNTY ENGINEER OR ODOT INSTRUCTIONS & PERMIT.

TRAFFIC MUST BE MAINTAINED AT ALL TIMES; LIGHTS, SIGNS, BARRICADES AND IF NECESSARY, FLAGMAN AND WATCHMEN TO BE ON JOB FOR PROTECTION OF THE PUBLIC. STREET PLATES MUST CONFORM TO COUNTY ENGINEER OR ODOT REQUIREMENTS.

FLASHFILL OR CONTROLLED DENSITY FILL TO A MINIMUM DISTANCE OF 5 FEET BEYOND THE EDGE OF PAVEMENT. TRENCH BACKFILL AND PAVEMENT RESTORATION MUST CONFORM TO THE APPLICABLE WARREN COUNTY ENGINEER OR ODOT SPECIFICATIONS.

EXISTING PAVEMENT EDGES SHALL BE NEATLY AND SQUARELY TRIMMED AND/OR MILLED. PAVEMENT MUST MATCH EXISTING ROAD THICKNESS OR AS SPECIFIED BY COUNTY ENGINEER OR ODOT.

## ROAD PAVEMENT CUT AND RESTORATION AT ROADWAY CROSSING

APPROVED/REVISED

JUNE, 2012

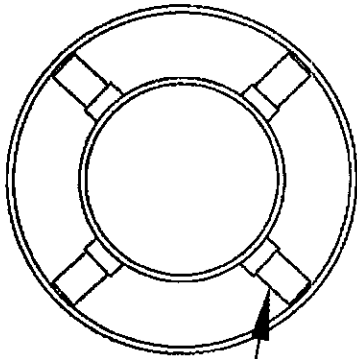
WARREN COUNTY STANDARD DETAILS  
DEPARTMENT OF WATER & SEWER

STANDARD NUMBER

**S-8**

SEWER PIPE SIZE — CARRIER PIPE SIZE (O.D.)—THICKNESS

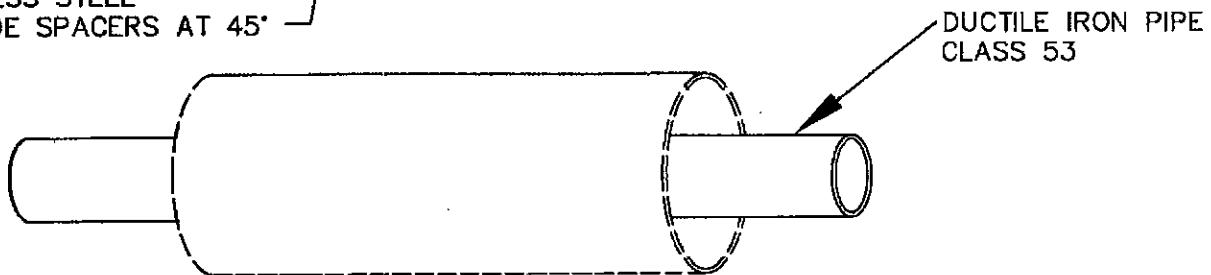
8"	18"	3/8"
10"	20"	3/8"
12"	24"	1/2"
15"	24"	1/2"
18"	30"	1/2"
21"	30"	1/2"
24"	36"	1/2"



NYLON AND  
STAINLESS STEEL  
CASCADE SPACERS AT 45°

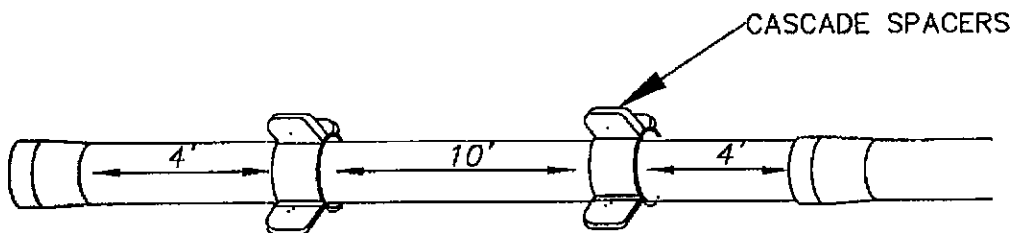
SO THAT PIPE WILL BE CENTERED IN CARRIER PIPE,  
THE FOLLOWING INFORMATION IS NEEDED:

1. TYPE & O.D. OF PIPE
2. TYPE OF JOINT/RESTRAINT
3. TYPE & I.D. OF CASING
4. 2 SPACERS PER LENGTH OF PIPE (18")  
(SEE STANDARD PLACEMENT BELOW)



NOTE:

1. RESTRAINED JOINT TO BE USED WITHIN LIMITS OF CASING.
2. SEAL END OF CASING WITH RUBBER BOOT OR BRICK AND MORTAR.
3. CASING SPACERS TO BE USED THRU CARRIER PIPE.



RECOMMENDED STANDARD PLACEMENT

## SEWER IN CASING

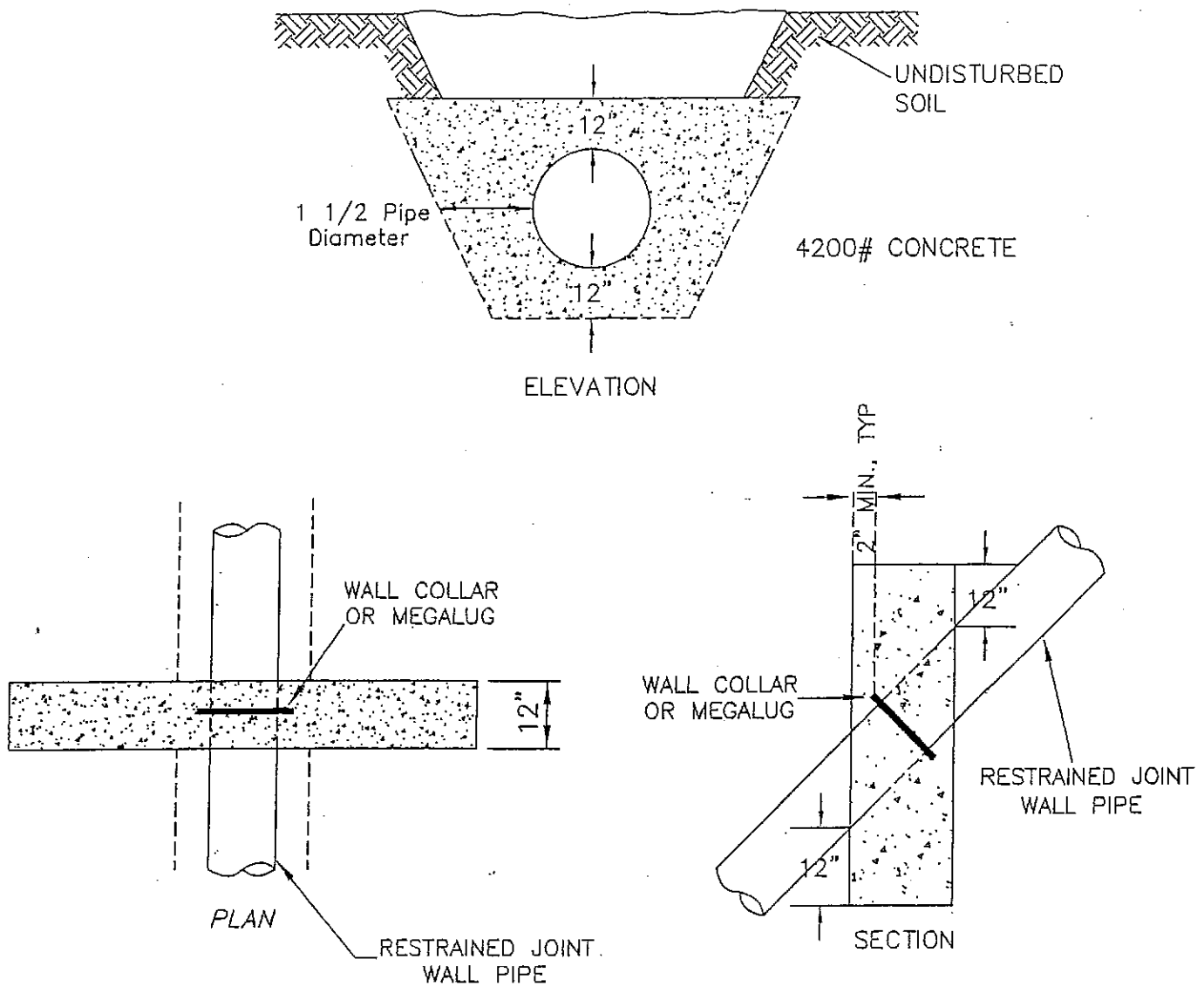
APPROVED/REVISED

JUNE, 2012

WARREN COUNTY STANDARD DETAILS  
DEPARTMENT OF WATER & SEWER

STANDARD NUMBER

**S-9**



Sewers on 20 percent slope or greater shall be Class 53 Restrained Joint Ductile Iron anchored with concrete anchors spaced as follows:

- 1) Not over 36 feet center to center on grades 20 percent to 35 percent.
- 2) Not over 24 feet center to center on grades 35 percent to 50 percent.
- 3) Not over 16 feet center to center on grades 50 percent and over.

## CONCRETE ANCHOR

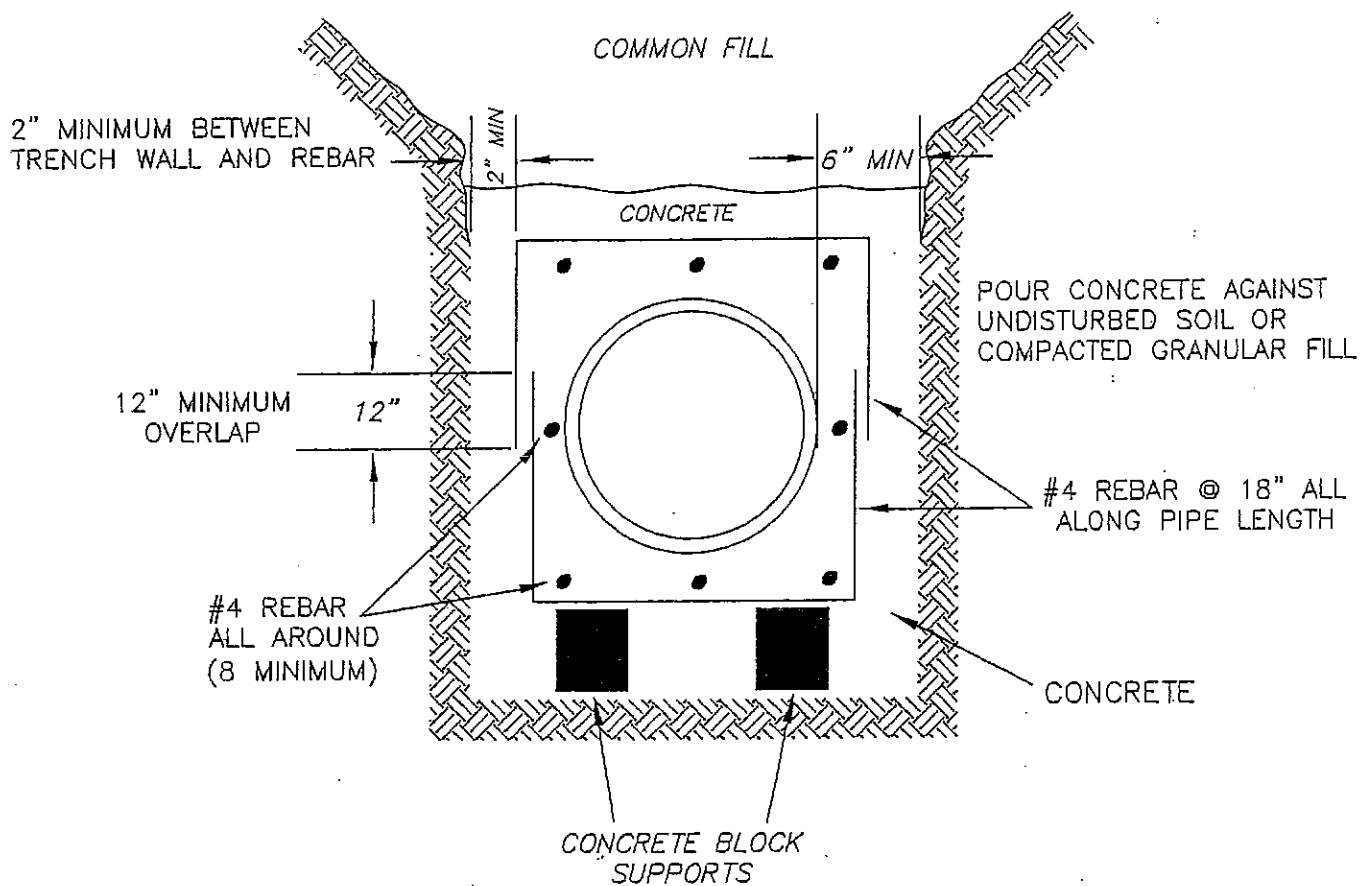
APPROVED/REVISED

MARCH, 2008

WARREN COUNTY, STANDARD DETAILS  
DEPARTMENT OF WATER & SEWER

STANDARD NUMBER

**S-10**



NOTES:

- 1) CONCRETE SHALL BE 3000 P.S.I. MINIMUM 28 DAYS STRENGTH (4" SLUMP).
- 2) SUPPORT PIPE AND REBAR CAGE ON CONCRETE BRICKS DURING CONCRETE PLACEMENT.
- 3) CONCRETE ENCASEMENT SHALL BE TERMINATED AT PIPE JOINTS ONLY.

## FULL CONCRETE ENCASEMENT

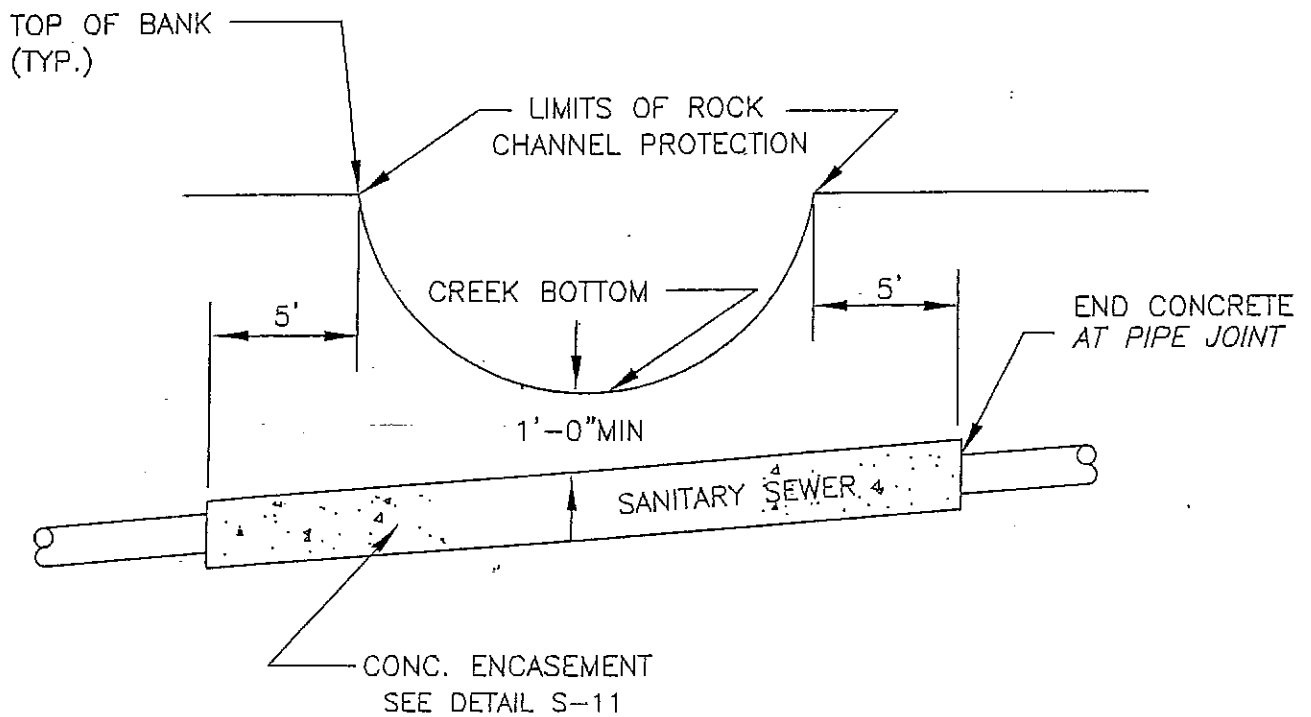
APPROVED/REVISED

MARCH, 2008

WARREN COUNTY STANDARD DETAILS  
DEPARTMENT OF WATER & SEWER

STANDARD NUMBER

**S-11**



## SANITARY SEWER CREEK CROSSING

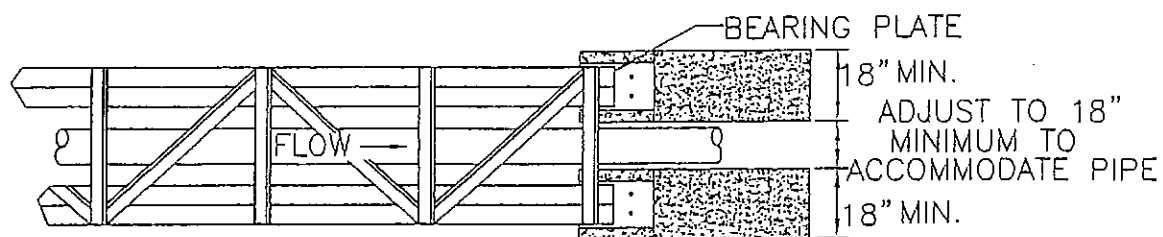
APPROVED/REVISED

MARCH, 2008

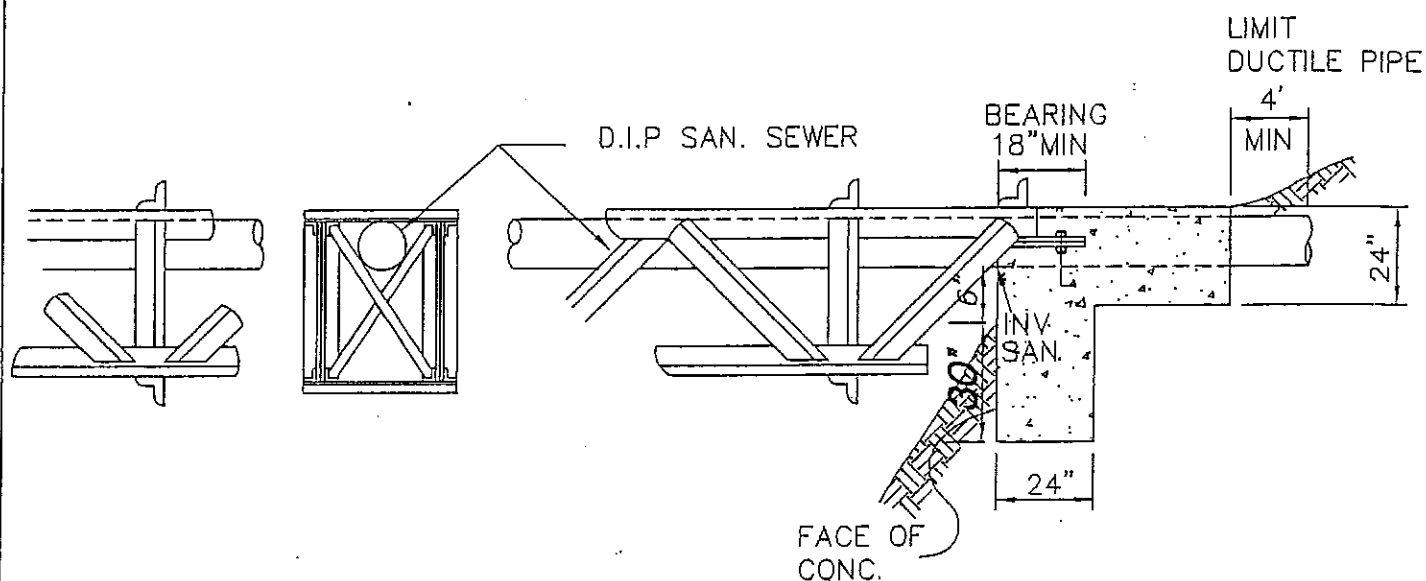
WARREN COUNTY STANDARD DETAILS  
DEPARTMENT OF WATER & SEWER

STANDARD NUMBER

**S-12**



## PLAN



## ELEVATION

### NOTES:

1. Structural design, calculations and drawing shall be prepared and stamped by an Ohio registered Professional Engineer and submitted to the County for review.
2. Submit complete drawings including, but not limited to:
  - a. Complete details with structural section and material properties for all proposed sections (beams, columns, decking, etc.)
  - b. Cast-in-place concrete.
  - c. Structural calculations, prepared and stamped by an Ohio registered Professional Engineer.
  - d. Protective coatings.

## AERIAL SANITARY SEWER CROSSING

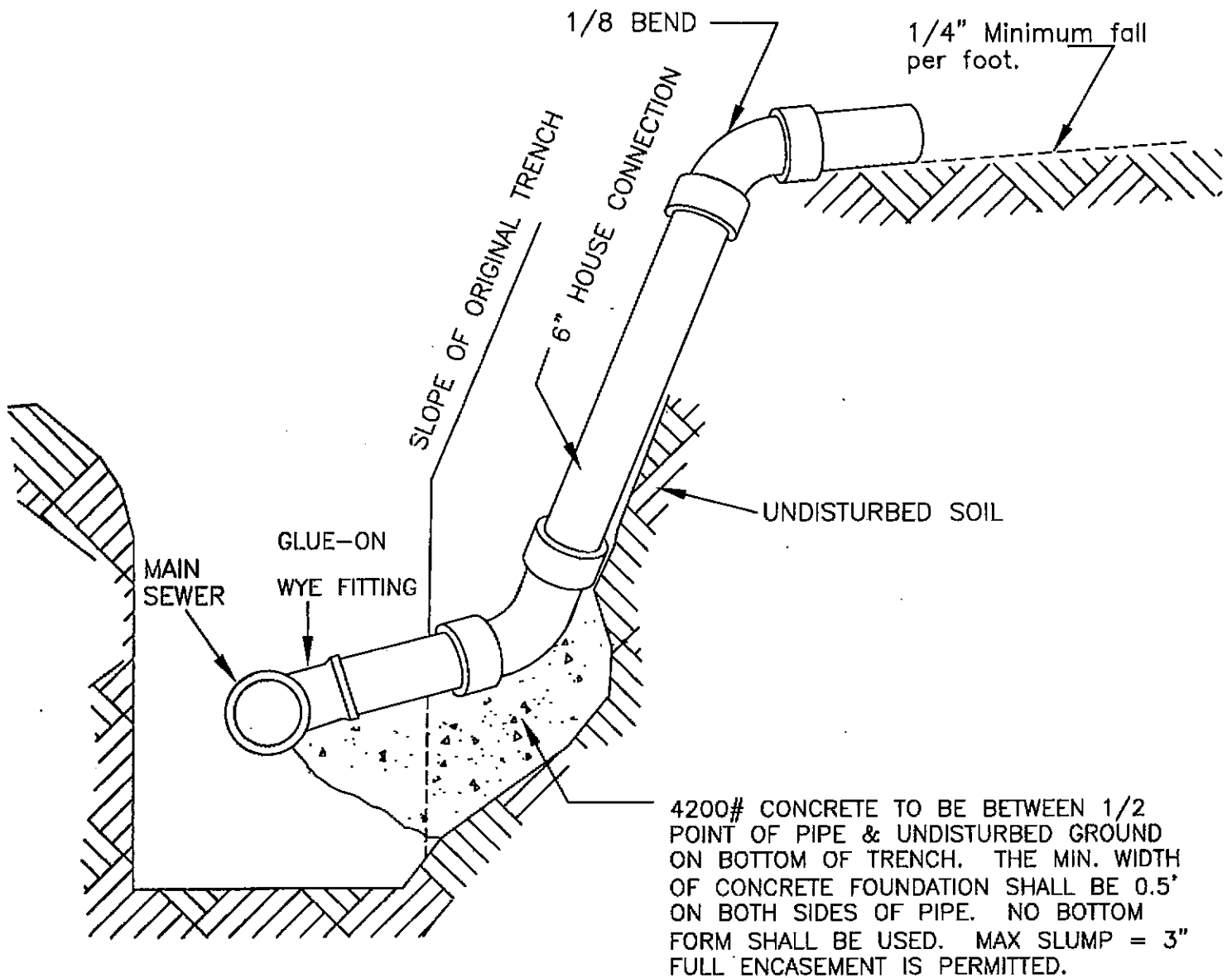
APPROVED/REVISED

MARCH, 2008

WARREN COUNTY, STANDARD DETAILS  
DEPARTMENT OF WATER & SEWER

STANDARD NUMBER

**S-13**



**NOTES:**

1. ALL JOINTS SHALL BE WATER TIGHT.
2. PIPE TO BE BEDDED SO THAT PIPE LOADS ARE NOT IMPOSED ON EXISTING WYES OR SADDLES.
3. EXCAVATION CLOSER THAN TWO FEET (2') FROM PIPE, WYES OR SADDLES SHALL BE DONE BY HAND.
4. DEEP HOUSE CONNECTION TO BE USED WHEN HOUSE CONNECTION IS MADE TO A SEWER DEEPER THAN 12'.

## DEEP HOUSE CONNECTIONS

APPROVED/REVISED

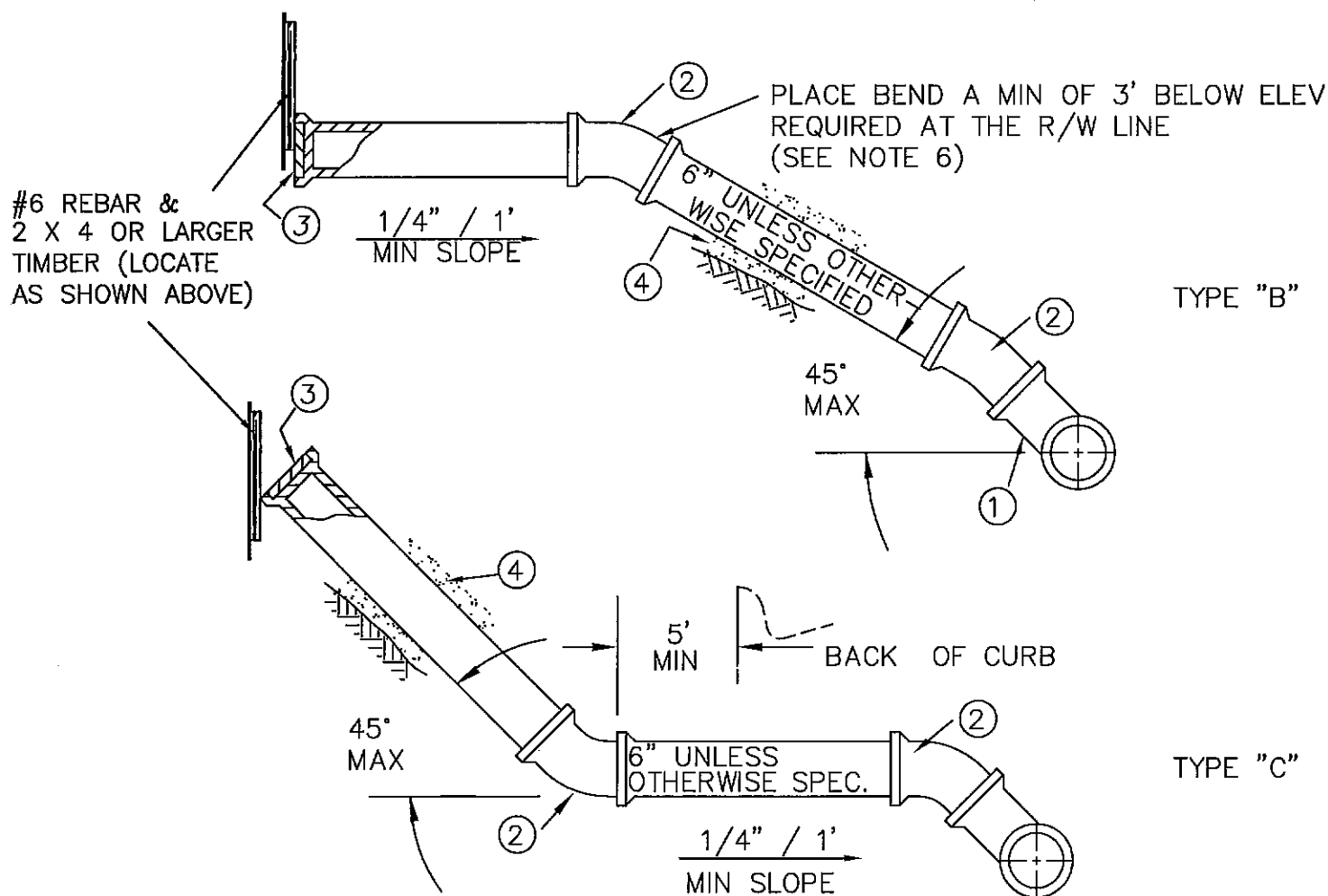
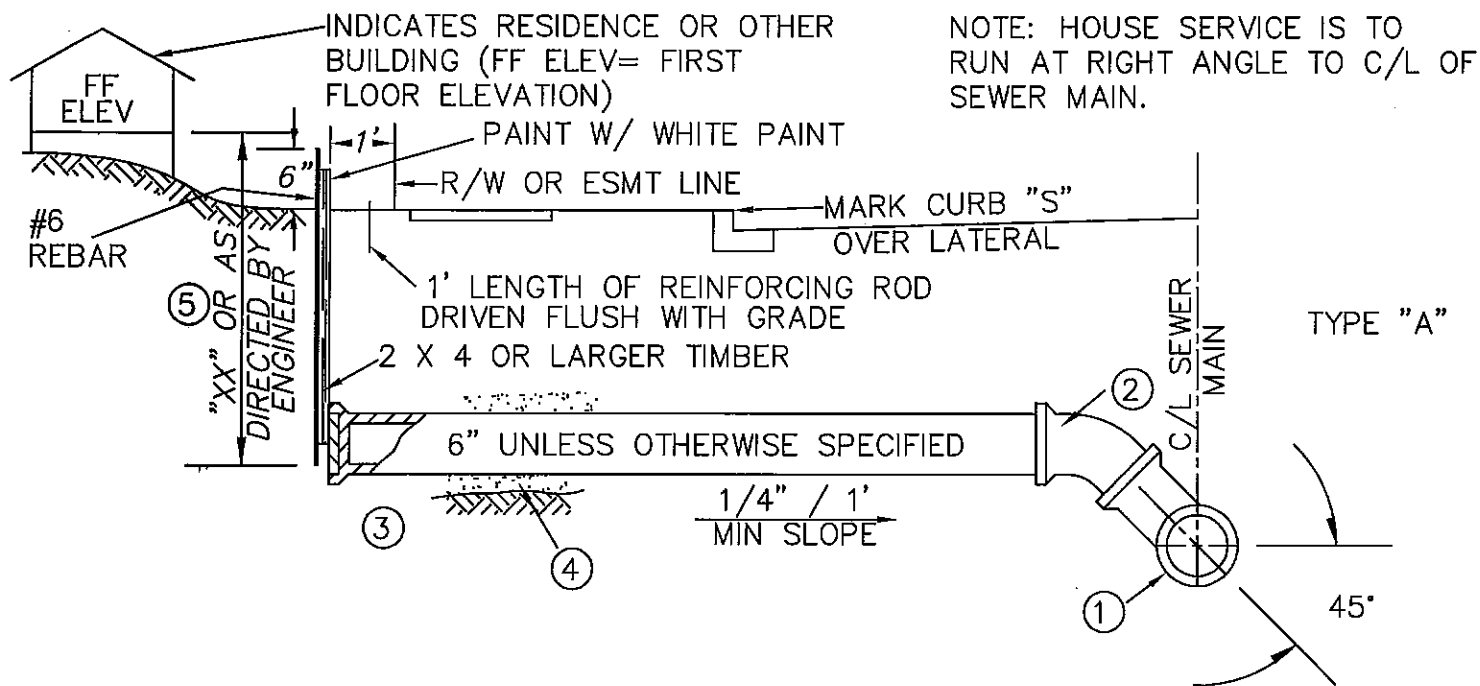
JUNE, 2012

WARREN COUNTY STANDARD DETAILS  
DEPARTMENT OF WATER & SEWER

STANDARD NUMBER

**S-14**





## HOUSE CONNECTIONS

SHT 1 OF 2

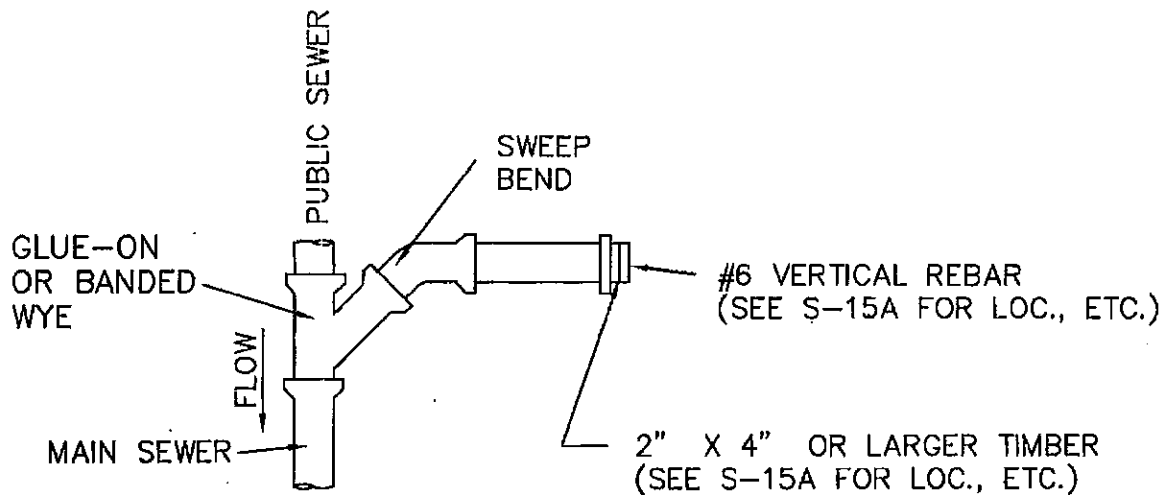
APPROVED/REVISED

MARCH, 2008

WARREN COUNTY STANDARD DETAILS  
DEPARTMENT OF WATER & SEWER

STANDARD NUMBER

**S-15A**



- ① 6" TEE OR WYE — ROTATE 45° FROM HORIZONTAL WHEN "XX" DIMENSION IS ATTAINABLE.
- ② 6" 1/8 BEND OR 1/16 BEND AS NEEDED.
- ③ CAP UNLESS JOINING EXISTING HOUSE LOCATION.
- ④ BED PIPE WITH 4" GRANULAR MATERIAL AND BACKFILL WITH GRANULAR MATERIAL TO 4" ABOVE PIPE.
- ⑤ "XX" = 6' FOR HOUSES ON SLAB.  
 "XX" = 8' FOR HOUSES WITH CRAWL SPACE.  
 "XX" = 10' FOR HOUSES WITH BASEMENT.

NOTE: USE TYPE "B" WHEN SEWER INVERT ELEVATION IS 5' TO 10' BELOW THE ELEVATION REQUIRED AT R/W LINE. USE DHC (S-14) WHEN SEWER INVERT ELEVATION IS 10' OR MORE BELOW THE ELEVATION REQ'D AT R/W LINE. IN ALL OTHER CASES USE TYPE "A" OR TYPE "C".

## HOUSE CONNECTIONS

SHT 2 OF 2

APPROVED/REVISED

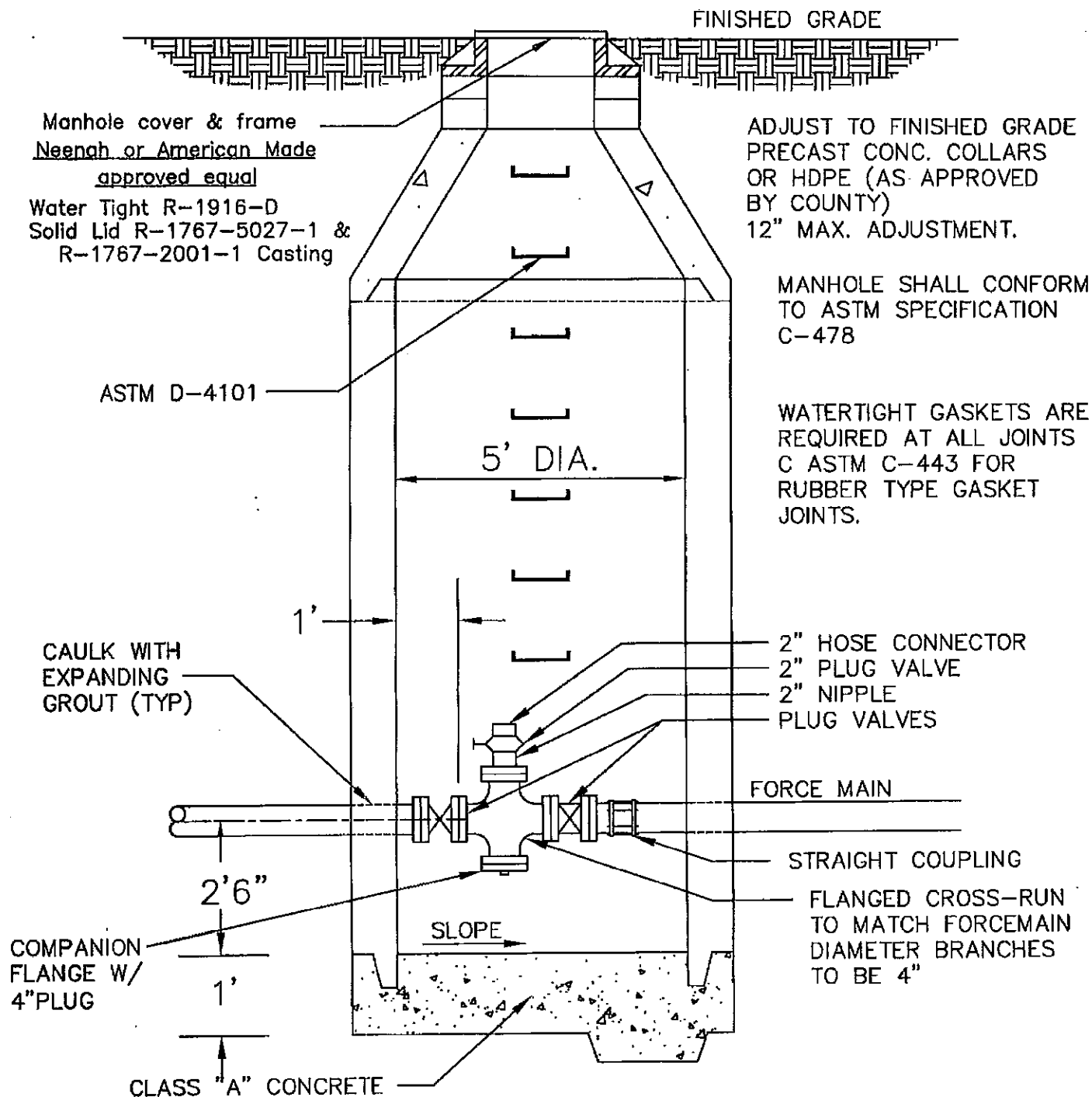
JUNE, 2012

WARREN COUNTY STANDARD DETAILS  
DEPARTMENT OF WATER & SEWER

STANDARD NUMBER

**S-15B**

NOTE: Top of casting shall be at finished grade at paved locations (roadways and parking lots) and at developed lots. In undeveloped lots, top of casting to be a minimum of 12" above finished grade or as shown on plan.



## FORCEMAIN CLEANOUT

APPROVED/REVISED

JUNE, 2012

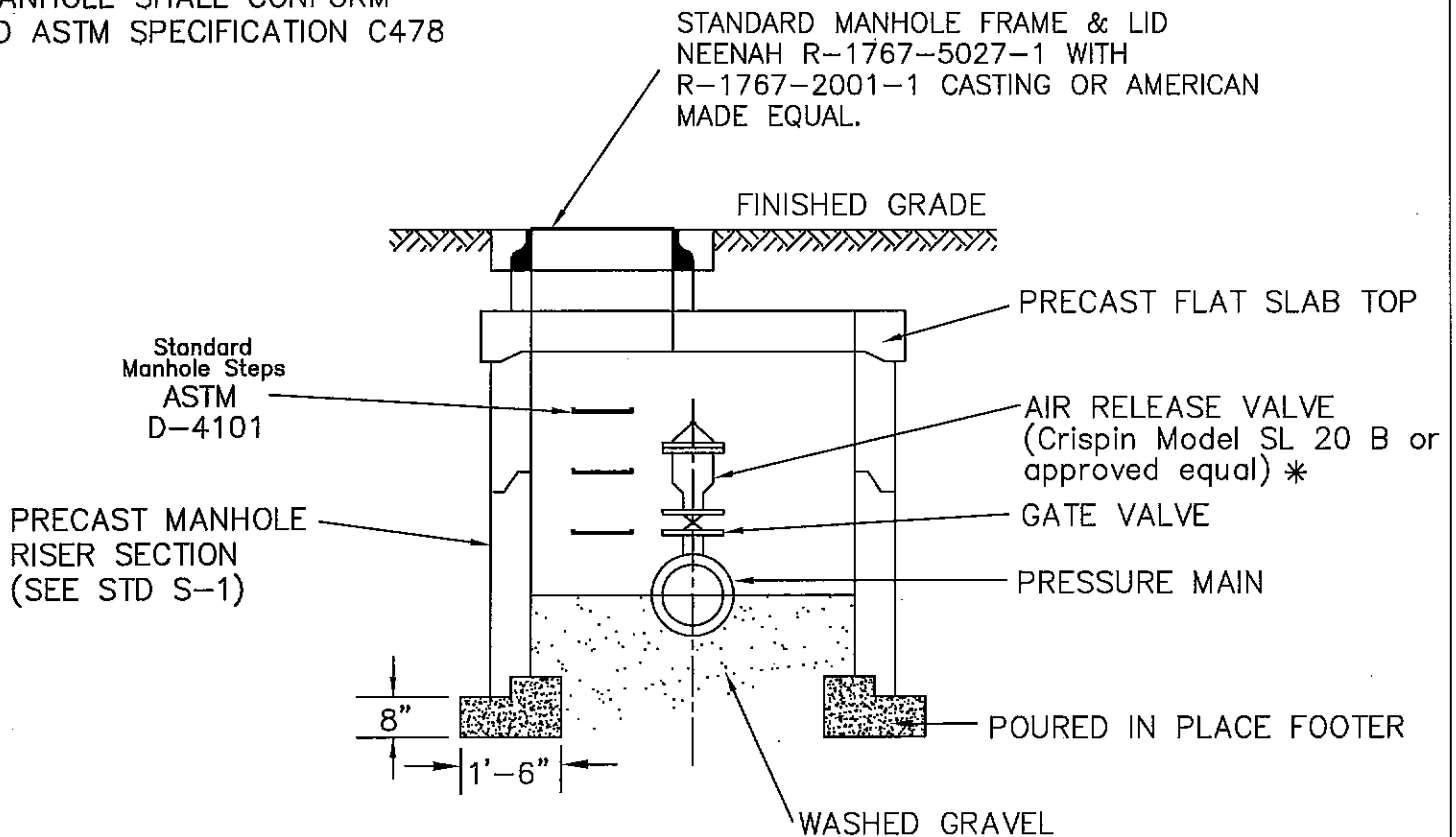
WARREN COUNTY STANDARD DETAILS  
DEPARTMENT OF WATER & SEWER

STANDARD NUMBER

**S-16**

NOTE: Top of casting shall be at finished grade at paved locations (roadways and parking lots) and at developed lots. In undeveloped lots, top of casting to be a minimum of 12" above finished grade or as shown on plan.

MANHOLE SHALL CONFORM TO ASTM SPECIFICATION C478



NOTE: IN WET AREAS SEAL BOTTOM WITH POURED CONCRETE BASE OR PRECAST MANHOLE BASE.

ADJUST TO FINISH GRADE  
PRECAST CONC COLLARS--  
12" MAX ADJUSTMENT

\* Model no. may vary depending on application.

WATERTIGHT GASKETS ARE  
REQUIRED AT ALL JOINTS  
(ASTM C-443 FOR RUBBER  
TYPE GASKET JOINTS).

## AIR RELEASE VALVE ASSEMBLY

APPROVED/REVISED

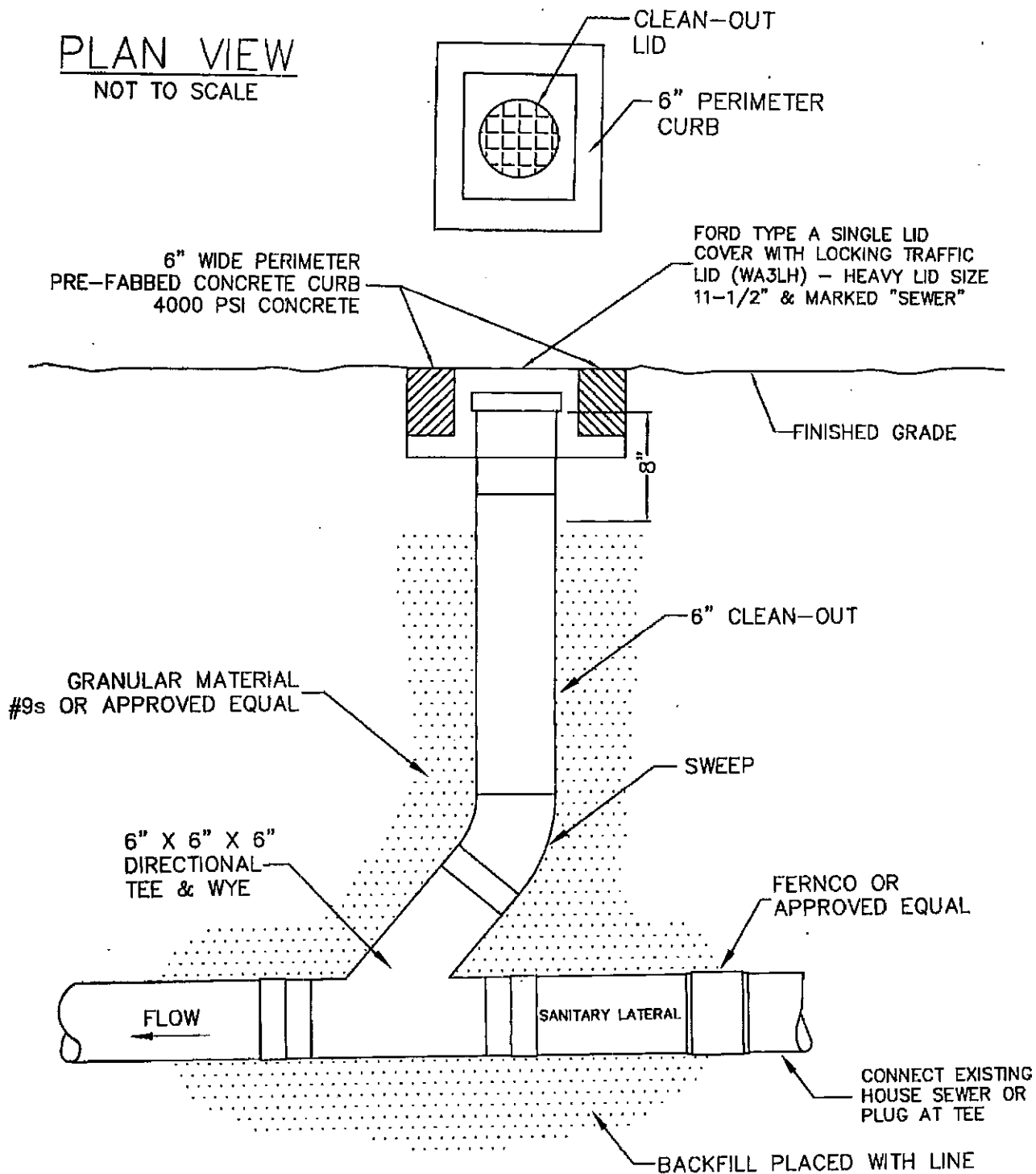
MARCH, 2008

WARREN COUNTY STANDARD DETAILS  
DEPARTMENT OF WATER & SEWER

STANDARD NUMBER

**S-17**

# PLAN VIEW NOT TO SCALE



## NOTES:

CLEANOUTS SHALL BE INSTALLED AT ALL 45° BENDS.

ALL STRUCTURES MUST HAVE A CLEANOUT THAT IS ACCESSIBLE WITHIN TWO FEET (2') FROM THE POINT OF ENTRY INTO THE STRUCTURE.

## SANITARY CLEAN-OUT

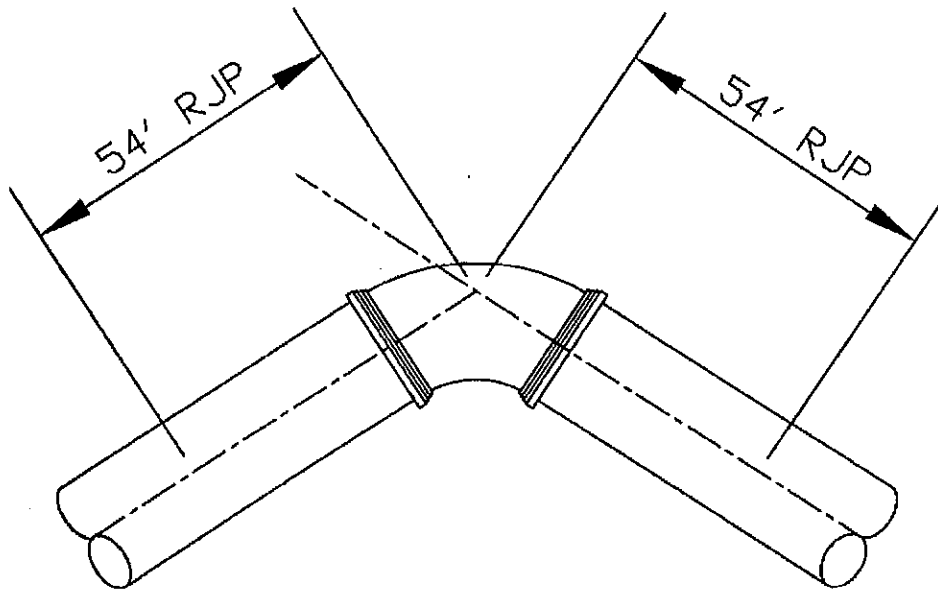
APPROVED/REVISED

JUNE, 2012

WARREN COUNTY STANDARD DETAILS  
DEPARTMENT OF WATER & SEWER

STANDARD NUMBER

**S-18**



MINIMUM 54' OF RESTRAINED JOINT PIPE (RJP) IS REQUIRED BEFORE AND AFTER ALL BENDS. REFER TO TABLE BELOW

RESTRAINT OPTIONS:  
MECHANICAL JOINT W/ MEGALUGS OR FIELD LOC GASKETS.

TABLE  
REQUIRED LENGTH OF RESTRAINED JOINTS  
d-DIAMETER OF PIPE  
l-LENGTH OF PIPE

d	4"	6"	8"	10"	12"	16"	20"	24"
l	54'	54'	54'	54'	66'	98'	125'	145'

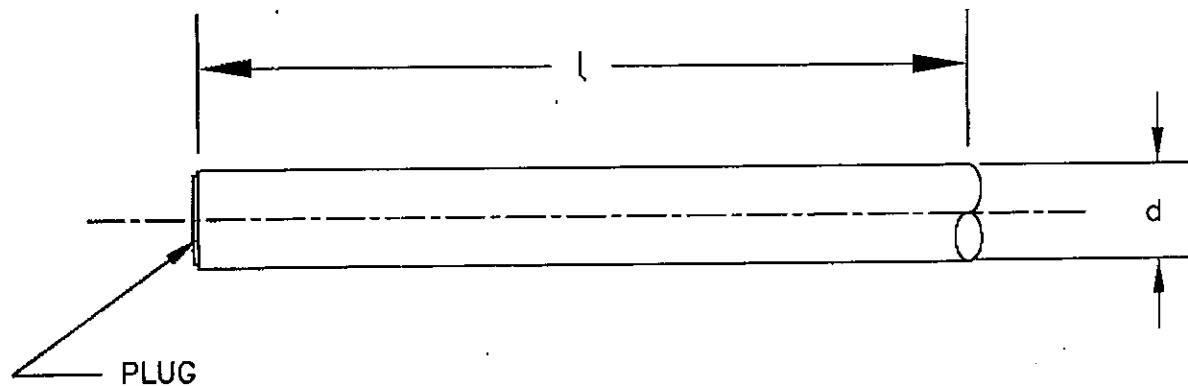
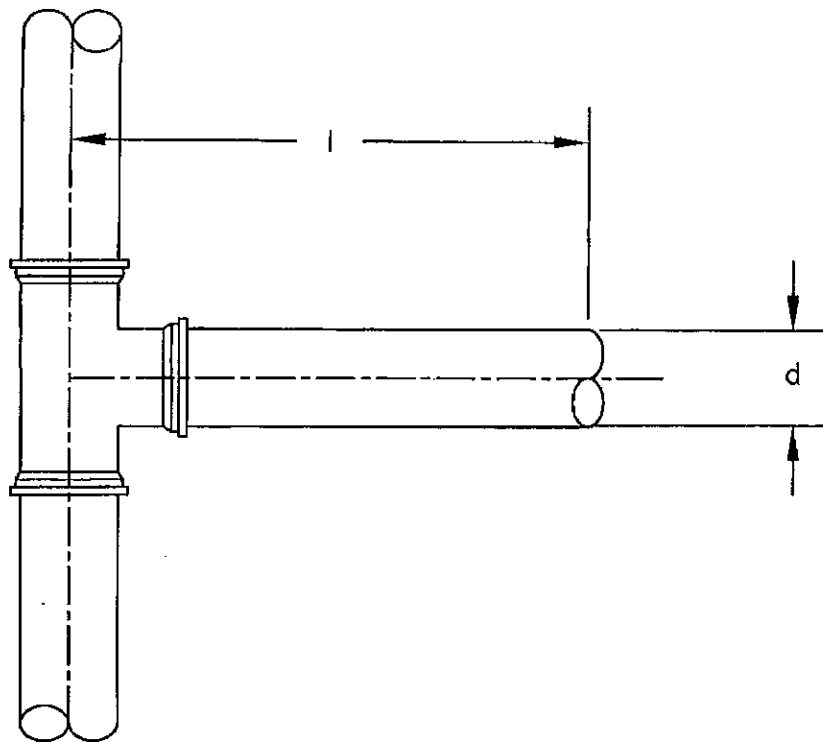
## REQUIRED RESTRAINED JOINTS FOR FORCEMAIN BENDS

APPROVED/REVISED  
JUNE, 2012

WARREN COUNTY STANDARD DETAILS  
DEPARTMENT OF WATER & SEWER

STANDARD NUMBER

**S-19**



MINIMUM 54' OF RESTRAINED JOINT PIPE (RJP) IS REQUIRED BEFORE AND AFTER ALL BENDS. REFER TO TABLE BELOW.

TABLE  
REQUIRED LENGTH OF RESTRAINED JOINTS  
d—DIAMETER OF PIPE  
l—LENGTH OF PIPE

d	4"	6"	8"	10"	12"	16"	20"	24"
l	54'	54'	54'	54'	66'	98'	125'	145'

# REQUIRED RESTRAINED JOINTS-DEAD END VALVES, PLUGS, CAPS & TEES

APPROVED/REVISED  
JUNE, 2012

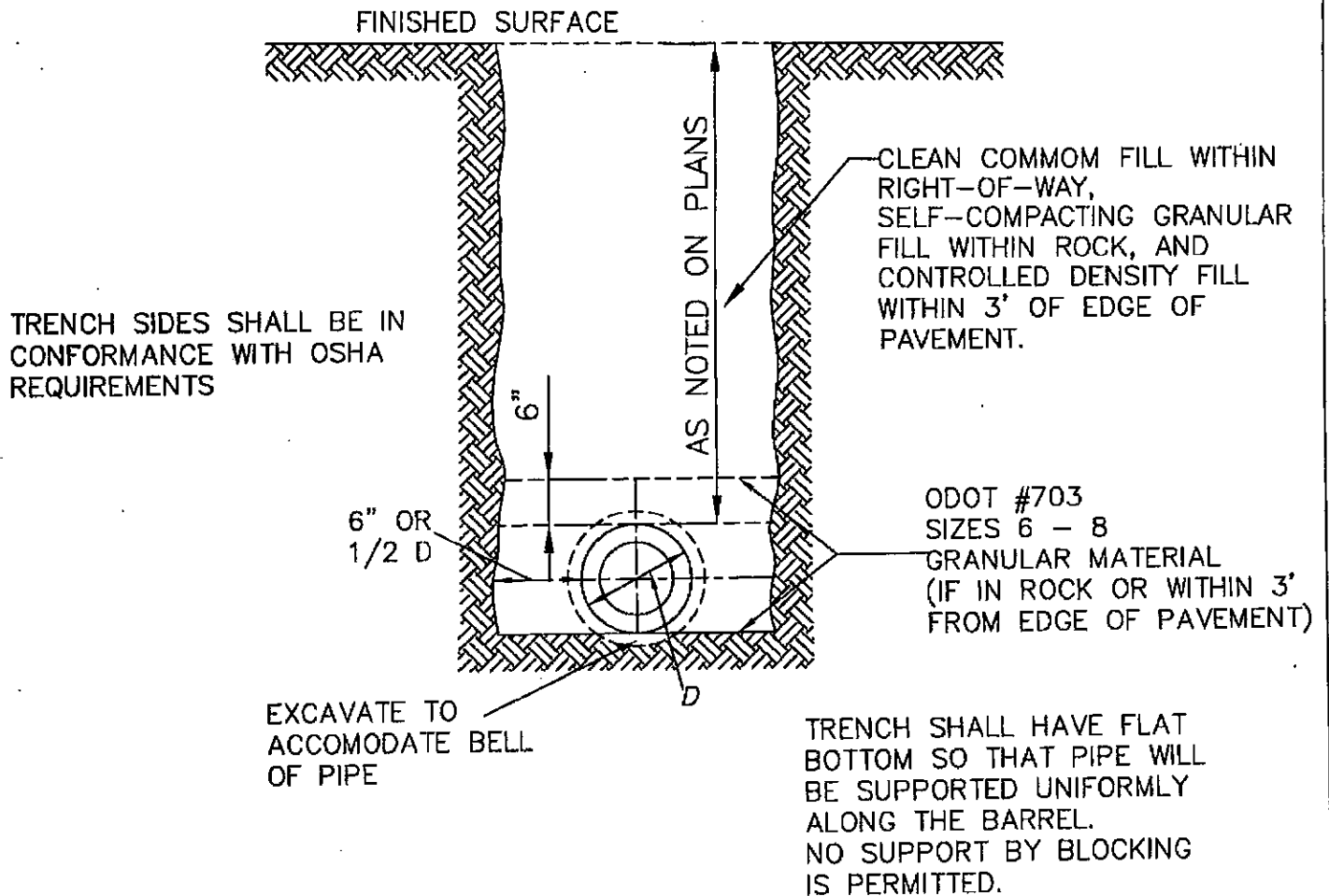
WARREN COUNTY STANDARD DETAILS  
DEPARTMENT OF WATER & SEWER

STANDARD NUMBER

**S-20**

FORCEMAIN SHALL BE INSTALLED  
IN A SEPARATE TRENCH FROM ANY  
WATERMAIN AND SHALL BE A  
MINIMUM DISTANCE OF 10' MEASURED  
HORIZONTALLY FROM THE WATERMAIN

BACKFILL AND RESTORATION OF  
PAVEMENT MUST CONFORM TO  
THE APPLICABLE WARREN COUNTY  
ENGINEER OR ODOT SPECIFICATION



## FORCEMAIN TRENCH DETAIL

APPROVED/REVISED

JUNE, 2012

WARREN COUNTY STANDARD DETAILS  
DEPARTMENT OF WATER & SEWER

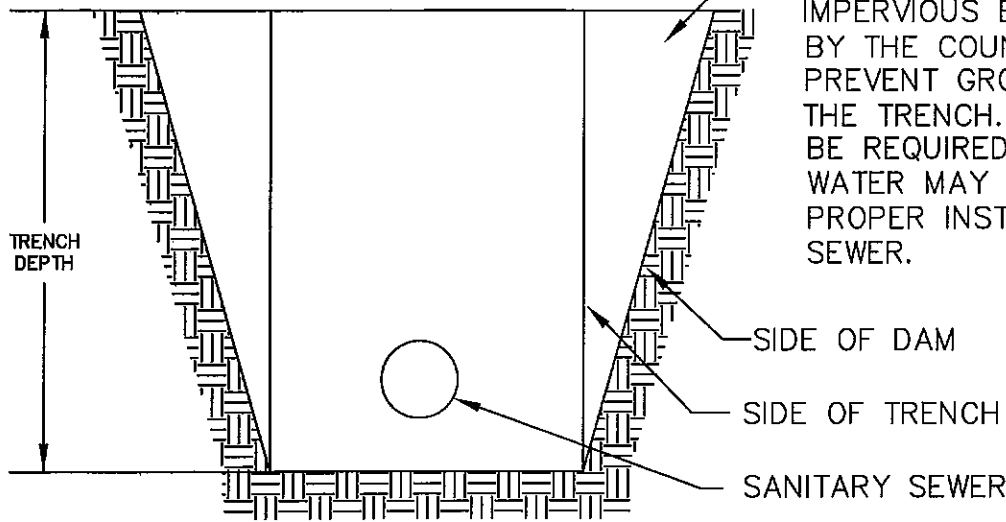
STANDARD NUMBER

**S-21**



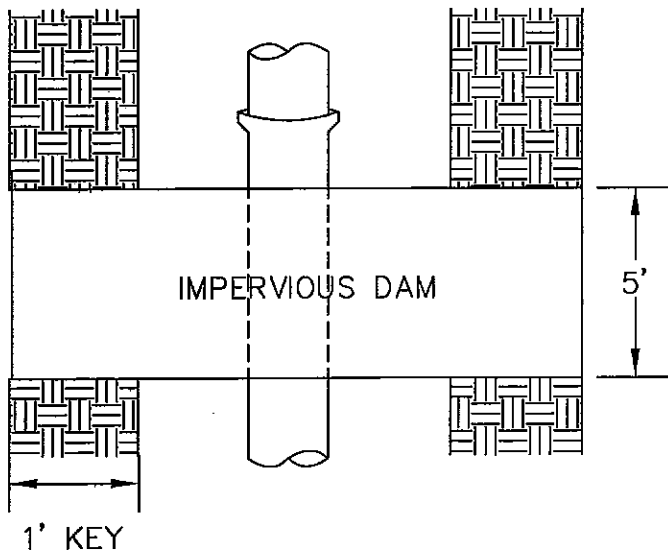
CONTRACTOR SHALL PROVIDE A 5' LONG SECTION OF IMPERVIOUS BACKFILL USING NATIVE CLAYS OR OTHER APPROVED MATERIAL.

IMPERVIOUS BACKFILL MAY BE REQUIRED BY THE COUNTY SANITARY ENGINEER TO PREVENT GROUNDWATER FROM FOLLOWING THE TRENCH. IMPERVIOUS DAMS SHALL BE REQUIRED WHERE EXCESSIVE GROUNDWATER MAY DETRIMENTALLY AFFECT THE PROPER INSTALLATION OF THE SANITARY SEWER.



IMPERVIOUS DAM DETAIL ELEVATION

THE CONTRACTOR SHALL PLACE CUTOFF TRENCH DAMS OF NATIVE CLAY OR IMPERVIOUS SOIL ACROSS AND ALONG THE TRENCH AS SPECIFIED BY THE COUNTY SANITARY ENGINEER.



DAM PLAN

THE TRENCH DAMS SHALL BE CAREFULLY COMPACTED AND SHALL BE 5 FEET IN LENGTH (MEASURED ALONG THE TRENCH CENTERLINE) AND SHALL BE BENCHED INTO THE UNDISTURBED TRENCH SIDES.

## IMPERVIOUS DAM DETAIL

APPROVED/REVISED

MARCH, 2008

WARREN COUNTY STANDARD DETAILS  
DEPARTMENT OF WATER & SEWER

STANDARD NUMBER

**S-22**

## DETAILED PROCEDURES FOR SANITARY SEWER

1. PROCEDURE FOR MAKING SEWER LATERAL CONNECTIONS TO EXISTING SEWER:
  - A. IF ABS COMPOSITE – EXCAVATE TO POINT OF LATERAL ON MAIN; CLEAN EXISTING PIPE; ALIGN SADDLE TO PROPER POSITION AND MARK AREA TO BE CUT; CUT HOLE IN PIPE AS REQUIRED MAKING SURE THE CUT OUT DOESN'T ENTER THE MAIN; ATTACH AND SEAL SADDLE WITH STAINLESS STEEL STRAPS AND MASTIC SEALER BETWEEN SADDLE AND PIPE. INSERTA TEES ARE NOT PERMITTED.
  - B. IF CLAY OR CONCRETE – EXCAVATE TO POINT OF LATERAL ON MAIN; PLUG OUTLET PIPE AT UPSTREAM MANHOLE – PUMP TO DOWNSTREAM MANHOLE IF NECESSARY; REMOVE CLOSEST LENGTH OF PIPE AND REPLACE WITH TEE LATERAL SECTION OF PIPE OR CORE EXISTING PIPE IN PLACE.
2. PROCEDURE FOR MAKING SEWER EXTENSIONS FROM EXISTING MANHOLES:  
CONSTRUCT LINE TO WITHIN ONE JOINT OF EXISTING MANHOLE; AFTER LINE PASSES LEAKAGE TEST AND WARREN COUNTY SANITARY ENGINEER GIVES GO AHEAD – CONNECTION IS TO BE MADE; PLUG OUTLET PIPE AT UPSTREAM MANHOLE – PUMP TO DOWNSTREAM MANHOLE IF NECESSARY; A HOLE IS CUT AT THE PROPOSED INLET POINT AND THE LAST JOINT IS LAID; EXISTING BENCH AND CHANNEL OF MANHOLE IS REBUILT AND SHAPED AS REQUIRED; NEW CONNECTION IS TO BE SEALED AS REQUIRED.
3. PROCEDURE FOR MAKING NEW MANHOLES ON EXISTING SEWER MAINS:  
EXCAVATE AND EXPOSE EXISTING SEWER AT POINT OF NEW MANHOLE; BUILD MANHOLE OVER EXISTING LINE WHILE NOT DISTURBING EXISTING LINE; BUILD NEW LINE(S) FROM NEW MANHOLE; AFTER NEW LINE(S) PASS(ES) LEAKAGE TEST AND WARREN COUNTY SANITARY ENGINEER GIVES GO AHEAD – PLUG OUTLET PIPE AT EXISTING UPSTREAM MANHOLE (PUMP TO EXISTING DOWNSTREAM MANHOLE IF NECESSARY); BREAKOUT TOP OF EXISTING SEWER AS REQUIRED AND FORM A BENCH AND CHANNEL AS REQUIRED.
4. STORM WATER AND EXTRANEIOUS FLOWS ARE PROHIBITED FROM ENTERING THE EXISTING SYSTEM DURING CONSTRUCTION. NO OPEN CUT TRENCHES WILL BE ALLOWED TO REMAIN OPEN OVERNIGHT. STORM DRAINS, DIVERSION DITCHES, PUMPS ETC., SHALL BE USED AS REQUIRED TO MAINTAIN THE INTEGRITY OF THE SYSTEM AT ALL TIMES.
5. ALL SANITARY SEWER PIPE MUST BE BEDDED WITH NUMBER 57 STONE EXTENDING FROM A POINT NOT LESS THAN 6" BELOW THE BOTTOM OF THE PIPE TO THE SPRINGLINE OF THE PIPE. BACKFILL WITH NUMBER 9 GRITS FROM THE SPRINGLINE TO A POINT NOT LESS THAN 12" ABOVE THE CROWN OF THE PIPE. BEDDING SHALL PROVIDE A UNIFORM SUPPORT ALONG THE ENTIRE PIPE BARREL, WITHOUT LOAD CONCENTRATION AT JOINT COLLARS OR BELLS. BEDDING DISTURBED BY PIPE MOVEMENT OR BY REMOVAL OF SHORING OR MOVEMENT OF THE TRENCH SHIELD OR BOX SHALL BE RECONSOLIDATED PRIOR TO BACKFILL.

APPROVED/REVISED

JUNE, 2012

WARREN COUNTY STANDARD DETAILS  
DEPARTMENT OF WATER & SEWER

STANDARD NUMBER

**SG-1**

## SEWER

1. ALL SANITARY PIPE SHALL CONFORM TO ASTM D-2680 FOR ABS/PVC GASKETED COMPOSITE PIPE (TRUSS), ASTM D-3034 FOR SDR 26 GASKETED 4" - 15" DIAMETER OR ASTM F-679 FOR SDR 26 GASKETED 18" - 30" DIAMETER. PIPE LARGER THAN 15" SHALL CONFORM TO ASTM F-949 (A2000) OR ASTM F-1803. CERAMIC COATED CLASS 53 DUCTILE IRON PIPE OR EQUAL MUST BE USED WHERE SPECIFIED BY THE COUNTY SANITARY ENGINEER. JOINTS FOR PVC GRAVITY SEWER PIPE SHALL BE PUSH-ON TYPES WITH RUBBER GASKETS. PIPE ENDS SHALL NOT BE BEVELED. PIPE ENDS MUST BE SEALED.
2. ROOF DRAINS, FOUNDATION DRAINS AND OTHER STORM WATER CONNECTIONS TO THE SANITARY SYSTEM ARE PROHIBITED.
3. NO MANHOLE, OR ANY PORTION OF THE MANHOLE, SHALL BE LOCATED UNDER A SIDEWALK OR DRIVEWAY.
4. SANITARY SEWER LATERALS SHALL BE CONSTRUCTED OF THE FOLLOWING MATERIALS:
  - A) ABS PIPE - ASTM D-2751 WITH SDR 23.5 (4" OR 6" GLUE JOINT)
  - B) PVC PIPE - ASTM D-3034 WITH SDR 23.5 (4" OR 6" GLUE OR GASKET JOINT)  
ASTM D-2665 SCHEDULE 40 (4" ONLY)  
ASTM D-3034 WITH SDR 35 (6" ONLY)
  - C) DUCTILE IRON - CLASS 53 (4" OR 6")
5. ON THE WATER MAIN SIDE OF THE ROAD, SEWER LATERALS MUST BE EXTENDED TWENTY-THREE FEET (23') BEHIND CURB, ON THE SIDE OF THE ROAD OPPOSITE THE WATER MAIN. SEWER LATERALS MUST BE EXTENDED TO THE HOUSE SIDE OF UTILITY EASEMENTS AND SHALL BE MARKED BY TWO INCHES (2") BY FOUR INCHES (2" X 4") OR LARGER POSTS. POSTS SHALL BE PAINTED RED. A SIX FOOT (6') LENGTH OF #6 REINFORCED BAR SHALL BE INSTALLED AGAINST THE POST. END OF SEWER LATERAL SHALL NOT EXCEED 12' IN DEPTH UNLESS APPROVED BY THE COUNTY SANITARY ENGINEER.
6. ONLY SANITARY WYES OR TEES WITH 45° BENDS SHALL BE USED FOR SANITARY LATERAL INSTALLATION. ALL WYES TO BE GLUE JOINTS ON TRUSS AND COMPOSITE PIPE. ALL SANITARY LATERALS MUST BE SIX INCHES (6") IN DIAMETER WITHIN THE RIGHT-OF-WAY AND MAY BE REDUCED TO FOUR INCHES (4") FROM THE RIGHT-OF-WAY TO THE STRUCTURE. NO CONNECTION SHALL BE MADE TO THE CROWN OF THE SEWER MAIN.
7. FOR ALL STRUCTURES OTHER THAN DETACHED SINGLE FAMILY RESIDENTIAL UNITS, SEWER LATERALS MUST BE NOT LESS THAN SIX INCHES (6") INTERNAL DIAMETER. FOR DETACHED SINGLE-FAMILY RESIDENTIAL UNITS, SEWER LATERALS MUST BE SIX INCHES (6") IN DIAMETER WITHIN THE RIGHT-OF-WAY AND MAY BE REDUCED TO FOUR INCHES (4") FROM THE RIGHT-OF-WAY TO THE STRUCTURE.
8. THE LOCATION OF SEWER LATERALS MUST BE STAMPED IN THE CURB AT THE TIME THE CURB IS PLACED TO PERMANENTLY INDICATE THE LOCATION OF SAID LATERALS.

APPROVED/REVISED JUNE, 2012	WARREN COUNTY STANDARD DETAILS DEPARTMENT OF WATER & SEWER	STANDARD NUMBER <b>SG-2A</b>
--------------------------------	---	---------------------------------

SEWER (CONTINUED)

9. THE LOCATION OF ALL SEWER LATERALS MUST BE PROVIDED ON THE AS-BUILT PLANS.
10. MANHOLE LATERALS SHALL HAVE AN INVERT TWO INCHES (2") ABOVE MAIN-LINE INVERT.
11. EXISTING MANHOLE CASTINGS ARE TO BE RAISED BY EITHER A MANHOLE ADJUSTING RING OR A BARREL SECTION ADDED. IF THE HEIGHT OF NECESSARY ADJUSTMENT IS OVER ONE FOOT (1') OR THERE IS ALREADY AN EXISTING ADJUSTMENT RING BEING USED, THE CONTRACTOR IS TO USE A NEW BARREL SECTION ONLY. EXTRA CARE IS TO BE TAKEN TO INSURE A PROPER AND TIGHT SEAL AT ALL NEW JOINTS.
12. THE CONTRACTOR MUST EITHER CONSTRUCT BULK HEAD(S) OR INSTALL MECHANICAL PLUG(S) AT THE POINT(S) OF CONNECTION TO THE EXISTING SEWER PRIOR TO INITIATING ANY CONSTRUCTION. THE BULK HEAD(S) OR MECHANICAL PLUG(S) SHALL REMAIN IN PLACE UNTIL THE NEW MAINS HAVE BEEN FLUSHED, CLEANED, TESTED, TELEVISED AND APPROVED FOR USE BY WARREN COUNTY. THE BULK HEAD(S) OR MECHANICAL PLUG(S) CAN ONLY BE REMOVED IN THE PRESENCE OF A WARREN COUNTY SEWER INSPECTOR.
13. TRENCH SAFETY IS THE RESPONSIBILITY OF THE CONTRACTOR. THE CONTRACTOR MUST INSURE THAT ALL APPLICABLE OSHA OPEN TRENCH SAFETY REQUIREMENTS ARE FOLLOWED. IT IS NOT WARREN COUNTY'S RESPONSIBILITY TO INSPECT EACH SITE FOR COMPLIANCE.
14. HDPE PIPE MAY BE USED FOR DIRECTIONAL BORING OF FORCE MAINS WITH APPROVAL FROM THE COUNTY SANITARY ENGINEER. ALL DIRECTIONAL DRILLING SHOULD BE ACCOMPANIED BY DRILLING LOGS AT 25' STATION INCREMENTS. PVC PIPE SHALL BE PERMITTED FOR FORCE MAINS SIX INCHES (6") OR SMALLER IN DIAMETER. FORCE MAINS EIGHT INCHES (8") OR LARGER MUST BE CLASS 53 DUCTILE IRON WITH AN INTERIOR LINING OF EPOXY OR CERAMIC. PVC SHALL CONFORM TO AWWA C900 REQUIREMENTS AND HAVE AN EQUIVALENT OUTSIDE DIAMETER OF DR 14.
15. MINIMUM SLOPE SHALL BE AS FOLLOWS:

<u>PIPE SIZE</u>	<u>MINIMUM SLOPE (%)</u>
8"	.50
10"	.35
12"	.28
15"	.19
18"	.15
16. ALL MATERIALS USED SHALL BE DOMESTIC, MADE IN THE UNITED STATES OF AMERICA.

APPROVED/REVISED  JUNE, 2012	WARREN COUNTY STANDARD DETAILS DEPARTMENT OF WATER & SEWER	STANDARD NUMBER <b>SG-2B</b>
------------------------------------	---	---------------------------------

## PIPE CONNECTIONS INTO MANHOLES

SEWER PIPE TO MANHOLE CONNECTIONS ON ALL SANITARY SEWERS SHALL BE FLEXIBLE AND WATERTIGHT. SEWER PIPE SHALL BE SEALED IN THE MANHOLE SECTION PIPE OPENINGS WITH A RESILIENT CONNECTOR MEETING THE REQUIREMENTS OF ASTM C923. THE CONNECTION MAY BE ANY OF THE FOLLOWING TYPES:

1. RUBBER SLEEVE WITH STAINLESS STEEL BANDING
  - A) KOR-N-SEAL AS MANUFACTURED BY POLLUTION CONTROL SYSTEMS, INC.
  - B) LOCK JOINT FLEXIBLE MANHOLE SLEEVE AS MANUFACTURED BY INTERSPACE CORPORATION
  - C) OR EQUAL
2. RUBBER GASKET COMPRESSION
  - A) PRESS WEDGE II AS MANUFACTURED BY PRESS-SEAL GASKET CORPORATION
  - B) DURA-SEAL MANUFACTURED BY DURA TECH, INC.
  - C) OR EQUAL

RESILIENT CONNECTOR SHALL BE CAST INTEGRALLY INTO THE WALL OF THE MANHOLE SECTION AT TIME OF MANUFACTURE OR SHALL BE INSTALLED BY MECHANICAL MEANS IN OPENINGS CUT INTO MANHOLE WALL PER ASTM C923.

ANY CONNECTION TO AN EXISTING MANHOLE MUST BE MADE BY CORING THE MANHOLE. ANY CORE TO A MANHOLE MUST BE CENTERED IN THE BARREL SECTION. NO CORE SHALL BE MADE ALONG THE SEAM OF THE BARREL SECTION(S).

APPROVED/REVISED  
MARCH, 2008

WARREN COUNTY STANDARD DETAILS  
DEPARTMENT OF WATER & SEWER

STANDARD NUMBER  
**SG-3**

## SEWER TESTING

1. THE CONTRACTOR MUST EITHER CONSTRUCT BULK HEAD(S) OR INSTALL MECHANICAL PLUGS(S) AT THE POINT(S) OF CONNECTION TO THE EXISTING SEWER PRIOR TO INITIATING ANY CONSTRUCTION. THE BULK HEAD(S) OR MECHANICAL PLUG(S) SHALL REMAIN IN PLACE UNTIL THE NEW MAINS HAVE BEEN FLUSHED, CLEANED, TESTED, TELEVISED AND APPROVED FOR USE BY WARREN COUNTY. THE BULK HEAD(S) OR MECHANICAL PLUG(S) CAN ONLY BE REMOVED IN THE PRESENCE OF A WARREN COUNTY SEWER INSPECTOR.
2. ALL NEW MANHOLES SHALL BE VACUUM TESTED. A VACUUM OF 10" OF MERCURY SHALL BE DRAWN ON THE MANHOLE. FOR A 4' MANHOLE LESS THAN 20' DEEP, MANHOLE SHALL HOLD 9" OF MERCURY FOR AT LEAST 1 MINUTE.
3. ALL SANITARY SEWER MAINS MUST BE AIR TESTED. THE STANDARD TEST IS AN AIR PRESSURE TEST OF 4.0 PSI FOR A FIVE (5) MINUTE PERIOD WITH NO MEASUREABLE LOSS OF PRESSURE.
4. ALL NON-TRUSS PIPE SHALL BE TESTED FOR DEFLECTION AFTER BACKFILLING IS COMPLETED (30 DAY MINIMUM REQUIRED). A DEFLECTION TEST WITH A NINE POINT MANDREL WILL BE REQUIRED. NO MECHANICAL PULLING DEVICE SHALL BE USED. A VERTICAL RING DEFLECTION GREATER THAN FIVE PERCENT (5%) WILL NOT BE ALLOWED. THIS DEFLECTION IS DEFINED AS A FIVE PERCENT REDUCTION IN THE VERTICAL BASE OR AVERAGE INSIDE DIAMETER.
5. AT THE TIME THE SANITARY SEWER IS TESTED, THE SEWER MUST BE TELEVISED AND VIDEO DOCUMENTATION (DVD) PROVIDED TO WARREN COUNTY. THE VIDEO MUST INCLUDE AUDIO IDENTIFICATION OF PIPE SPANS FROM MANHOLE TO MANHOLE, FLOW DIRECTION, TILT AND PAN OF ALL LATERALS AND CALL OUT ANY SUSPECT PROBLEMS IN THE SYSTEM. ALL PROBLEMS MUST BE IDENTIFIED BY THE CONTRACTOR. THE NECESSARY REPAIRS MUST BE MADE AND THE SEWER MUST THEN BE RE-TESTED AND RE-TELEVISED.
6. A SECOND VIDEO INSPECTION IS REQUIRED ONE YEAR AFTER INSTALLATION AND/OR PRIOR TO THE RELEASE OF THE MAINTENANCE BOND. IF A DEFICIENCY IS IDENTIFIED DURING THIS TELEVISED INSPECTION, THE FAILED SEWER PIPE MUST BE TESTED AND REPAIRED TO THE SATISFACTION OF THE COUNTY SANITARY ENGINEER.
7. THE DEVELOPER SHALL BE RESPONSIBLE FOR ALL COSTS ASSOCIATED WITH THE THE TELEVISING, TESTING AND REPAIRS OF THE SANITARY SEWER.

APPROVED/REVISED

MARCH, 2008

WARREN COUNTY STANDARD DETAILS  
DEPARTMENT OF WATER & SEWER

STANDARD NUMBER

**SG-4**



Village of South Lebanon  
99 N. High Street, South Lebanon, Ohio 45065  
513-494-2296  
fax: 513-494-1656  
[www.southlebanonohio.org](http://www.southlebanonohio.org)

## MEMORANDUM

**To:** Mayor & Village Council

**From:** Jerry Haddix, Village Administrator


**Date:** February 16, 2016

**Subject:** Regional Planning Commission Representatives

---

We received the annual invoice from the Warren County Regional Planning Commission (RPC). In addition to the invoice, the RPC also requests that the legislative authority designate a representative and an alternate to the RPC Board. The term would commence on April 1, 2016. The appointment(s) need to be made by March 1.

Let me know if you have any questions.



# Warren County Regional Planning Commission

WARREN COUNTY ADMINISTRATION BUILDING  
406 JUSTICE DRIVE • LEBANON, OHIO 45036  
TELEPHONE (513) 695-1223

STANLEY C. WILLIAMS, EXECUTIVE DIRECTOR

February 3, 2016

Village of South Lebanon  
Jerry Haddix, Administrator  
99 North High St.  
South Lebanon, Ohio 45065

Dear Mr. Haddix:

To continue our planning program, your continued support is needed. An invoice for the Village of South Lebanon's share of the cost of maintaining the Warren County Regional Planning Commission (RPC) for the year 2016 is enclosed. We would appreciate your payment by March 1, 2016. The invoice amount is based on the 2014 estimated population as prepared by the Ohio Department of Development.

The Regional Planning Commission approved an amendment to the by-laws on December 20, 2007 that will allow the RPC to use more recent inter-census population estimates issued by the Ohio Department of Development (ODOD) or U.S. Census Bureau to determine the membership dues for each jurisdiction. In 2014, the estimated population for the Village of South Lebanon was 4303 and the dues are \$430.30.

In addition, please notify us of the name of your 2016 representative by March 1, 2016. The Village of South Lebanon is entitled to one representative. Persons appointed to the RPC for 2016 will take office on April 1, 2016. The RPC Resolution of Cooperation contains the following statement concerning the selection of representatives:

All representatives of the Regional Planning Commission representing municipal corporations shall be designated by the Legislative Authority of said Municipal Corporation. Representatives need not be limited to elected officials of municipal corporations. Such members shall serve for such term as the local legislative authority shall elect and determine. This requirement shall apply to all municipalities within the Region as hereinabove defined. Such representative may be represented by an alternate who shall be designated by the Legislative Authority of said Municipal Corporation. Only one alternate shall be designated for each representative for each membership year.

Please inform us of the name of the alternate if one is selected.

We look forward to your continued support and participation.

Sincerely,

Sharon Coffman, Office Manager

Enclosure



PRINTED ON RECYCLED PAPER





Village of South Lebanon  
99 N. High Street, South Lebanon, Ohio 45065  
513-494-2296  
fax: 513-494-1656  
[www.southlebanonohio.org](http://www.southlebanonohio.org)

## MEMORANDUM

**To:** Mayor & Village Council  
**From:** Jerry Haddix, Village Administrator  
**Date:** February 16, 2016  
**Subject:** Jasper Shepherd Utility Bill

---

On January 11, 2016, the sewer pump station on Main Street malfunctioned and caused a sewer backup on the property of Jasper Shepherd, on Milan Street. In the past, he cleaned it and we forgave his utility bill for the month. He is requesting that the Village forgive his utility bill since he cleaned up the backup.

I would recommend a motion to forgive his utility bills for the month of January in the amount of \$267.89.

Let me know if you have any questions.

**VILLAGE OF SOUTH LEBANON, OHIO  
RESOLUTION NO. 2016-\_\_\_\_**

**A RESOLUTION APPROVING AND FURTHER AUTHORIZING MAYOR AND  
FISCAL OFFICER TO EXECUTE A DISPLAY CONTRACT WITH ROZZI'S  
FAMOUS FIREWORKS FOR A FIREWORKS DISPLAY IN THE VILLAGE ON JULY  
4<sup>TH</sup>, 2016 AND JULY 4<sup>TH</sup>, 2017**

**WHEREAS**, the Council desires to have a fireworks display in the Village for its citizens on the 4<sup>th</sup> of July, 2016 and July 4<sup>th</sup>, 2017, and,

**WHEREAS**, Rozzi's Famous Fireworks desires to provide such a 4<sup>th</sup> of July fireworks display, and has tendered a Display Contract to the Village for execution, a copy of which is attached hereto; and,

**WHEREAS**, the Display Contract price is \$6,800.00 per display, subject to certain adjustments should the display be canceled or postponed; and,

**WHEREAS**, the Union Township Board of Trustees desire to participate in the said fireworks display, including paying one-half the costs under the terms of the Display Contract.

**NOW, THEREFORE, BE IT RESOLVED** by the Council of the Village of South Lebanon, Ohio, at least a majority of all members elected thereto concurring:

**Section 1.** That the Council approves and authorizes the Mayor and Fiscal Officer to execute the Display Contract subject to the Village Solicitor approving as to form.

**Section 2.** That the Council is acting in its administrative capacity in adopting this Resolution.

**Section 3.** That the recitals contained within the Whereas Clauses set forth above are incorporated by reference herein.

**Section 4.** That it is found and determined that all formal actions of the Council concerning and relating to the adoption of this Resolution were adopted in an open meeting of Council in compliance with all legal requirements, including Section 121.22 of the Ohio Revised Code.

Attest: \_\_\_\_\_  
Sharon Louallen, Fiscal Officer/Clerk James D. Smith, Mayor

Rules Suspended:    /    /2016 (if applicable)	Effective Date –    /    /2016
Vote - ____ Yeas ____ Nays	
First Reading –    /    /2016	Effective Date –    /    /2016
Second Reading –    /    /2016	
Third Reading–    /    /2016	
Vote - ____ Yeas ____ Nays	

Prepared by and approved as to form:

PAUL R. REVELSON  
VILLAGE SOLICITOR  
SOUTH LEBANON, OHIO

By: \_\_\_\_\_  
Date:    /    /2016

**ROZZI dba ROZZIS' FAMOUS FIREWORKS  
DISPLAY CONTRACT**

This Agreement entered into this 19<sup>th</sup>, day of January 2016 by and between **ROZZIS' FAMOUS FIREWORKS** (Rozzi's') or ("Seller") of P.O. Box 5, Loveland, Ohio 45140 and **Village of South Lebanon, OH** ("Buyer")\WHEREAS, Rozzi's' has submitted its proposal to display fireworks at an event to be held the 4<sup>th</sup>, day of July 2016 & 2017 and given by Buyer, and Buyer desires to hire Rozzi's' to furnish and shoot the fireworks display at such event. In consideration of the foregoing and of the covenants, terms, and conditions herein contained, the parties agree as follows:

1. Rozzi's' shall furnish and shoot the fireworks display on July 4<sup>th</sup>, 2016 & July 4<sup>th</sup>, 2017 at the location of **Rogers Park, South Lebanon, OH** (Event Site) Rozzi's' agrees to provide experienced operators to set up and fire the fireworks display, to comply with regulations outlined in NFPA 1123-2006 edition, ORC §3743.54. FM 1307, and the local regulations required by the AHJ. **Please specify a rain out date:**\_\_\_\_\_
2. Rozzi's' shall obtain all necessary state and local permits as required by law.
3. Rozzi's' shall obtain Public Liability and Property Damage Insurance in an amount of Ten Million Dollars (\$10,000,000.00) and provide Buyer with a Certificate of Insurance showing the amount of insurance in force and naming Rozzi's' as its insured, and Buyer, as an additional insured, and such other parties associated with the event as Buyer may request, and which are approved by Rozzi's' insurance company as the insurer.
4. Rozzi's' shall not be responsible for damages to automobiles or other personal property that is parked or located or placed by others within 1000' distance from the mortars to fire the fireworks display. Buyer shall notify spectators who will be viewing the fireworks display of impending fallout from the fireworks display and the potential damage to spectator's automobiles and property by posting warning signs at the Event Site.
5. Buyer agrees to pay Rozzi's' the sum of **\$6800.00** per show, for insurance, material, labor and services rendered in the setup and firing the fireworks display ("Contract Price"). Payment shall be made as follows: **\$1360.00** upon the signing of this Agreement for the 2016 display. In addition, the balance **\$5440.00** to be paid within 10 days after completion of the fireworks display.
6. **July 4<sup>th</sup>, 2017 deposit of \$1360 due February 10, 2017 and balance of \$5440. Due 10 days after completion of the display for 2017.**
7. Buyer and Rozzi's' agree that should the fireworks display be canceled due to rain, high winds, or inclement weather, Buyer shall pay to Rozzi's' in addition to the Contract Price sum in paragraph 6 above the following:
  - (A) 10% of the Contract Price if the display equipment is left in place at the Event Site, and the fireworks display is fired the following night. If the fireworks display is postponed for more than one night, an additional 5% charge would be made for each additional night that the fireworks display is postponed. Should there be a need to require additional security to protect the equipment at the Event Site, all such cost and expenses are to be at the cost and expense of Buyer and shall be paid to Rozzi's'.
  - (B) Should there be a need to disassemble the display equipment and remove it from the Event Site and reassembled at a subsequent date as agreed upon by the parties, Buyer shall pay Rozzi's' the additional sum of 20% of the Contract Price.
  - (C) Should the event be canceled and no make up date set by the parties, the Buyer shall pay Rozzi's' 45% of the Contract Price.

The decision to proceed forward to fire the fireworks display is solely that of Rozzi's', and it is understood and acknowledged by Buyer that the decision of Rozzi's' not to shoot the fireworks display because of rain, high winds or inclement weather is final and does not constitute a failure of performance by Rozzi's' or a breach of this Agreement.

8. Buyer will designate and secure for Rozzi's' adequate space for the fireworks display as required by the Table of Distances outlined in NFPA 1123-2006 edition and provide all such necessary police protection for the Event Site as required by NFPA 1123-2006 edition, ORC §3743.54; FM 1307 and local regulations. Rozzi's' will cooperate with reasonable requests made by the AHJ to make compliance with all safety requirements. Should there be a need to meet requirements beyond those required by statute or administrative regulations or the AHJ, the cost incurred to meet those requirements shall be paid by Buyer.
9. This Agreement shall not be construed to create a partnership between the parties hereto.
10. In the Event of fire, accident, strike, delays, flood, acts of God or other causes beyond the control of the parties, other than those specified in paragraph 7, that would prevent the performance of the fireworks display, the parties hereto release the other from any and all performance obligations herein contained and from any and all damages that result or may result from the inability to perform the fireworks display.

IN WITNESS WHEREOF, the parties by themselves or their duly authorized corporate officers have executed this

Agreement on the \_\_\_\_\_ day of \_\_\_\_\_, 2016

SELLERS:

ROZZIS' FAMOUS FIREWORKS

By \_\_\_\_\_

Nancy M Rozzi

Its \_\_\_\_\_

President

BUYER:

Village of South Lebanon

(Name of Buyer)

By \_\_\_\_\_

Its \_\_\_\_\_

Approved as to form:

PAUL R. REVELSON  
VILLAGE SOLICITOR  
SOUTH LEBANON, OHIO

By: \_\_\_\_\_

Date: \_\_\_\_\_



## Warren County Sheriff's Office - Enforcement Division

Activity Report for SOUTH LEBANON for the Period 1/1/2016 12:00:00 AM to 2/1/2016 12:00:00 AM

Incident Type Description	Jan	Feb	Mar	Apr	May	Jun	Jul	Aug	Sep	Oct	Nov	Dec	Totals
VACATION HOUSE CHECK	49	0	0	0	0	0	0	0	0	0	0	0	49
PUBLIC SERVICE	42	0	0	0	0	0	0	0	0	0	0	0	42
911 SILENT	1	0	0	0	0	0	0	0	0	0	0	0	1
BURGLAR/INTRUSION AL	15	0	0	0	0	0	0	0	0	0	0	0	15
FIRE/MEDICAL ALARM	2	0	0	0	0	0	0	0	0	0	0	0	2
PANIC/DURESS ALARM	2	0	0	0	0	0	0	0	0	0	0	0	2
ANIMAL COMPLAINT	2	0	0	0	0	0	0	0	0	0	0	0	2
ACCIDENT-PROPERTY	10	0	0	0	0	0	0	0	0	0	0	0	10
ATTEMPT TO LOCATE	2	0	0	0	0	0	0	0	0	0	0	0	2
BURGLARY	1	0	0	0	0	0	0	0	0	0	0	0	1
BURGLARY IN PROGRESS	2	0	0	0	0	0	0	0	0	0	0	0	2
CITIZEN ASSIST	8	0	0	0	0	0	0	0	0	0	0	0	8
CRIMINAL DAMAGING	4	0	0	0	0	0	0	0	0	0	0	0	4
CIVIL SERVICE	30	0	0	0	0	0	0	0	0	0	0	0	30
CRIMINAL WARRANT SER	13	0	0	0	0	0	0	0	0	0	0	0	13
DISORDERLY CONDUCT	2	0	0	0	0	0	0	0	0	0	0	0	2
DOMESTIC COMPLAINT	3	0	0	0	0	0	0	0	0	0	0	0	3
DOMESTIC IN PROGRESS	3	0	0	0	0	0	0	0	0	0	0	0	3
DISABLED VEHICLE	5	0	0	0	0	0	0	0	0	0	0	0	5
EXTRA PATROL	2	0	0	0	0	0	0	0	0	0	0	0	2
ESCORT	6	0	0	0	0	0	0	0	0	0	0	0	6
FRAUD	2	0	0	0	0	0	0	0	0	0	0	0	2
FIGHT	1	0	0	0	0	0	0	0	0	0	0	0	1





## Warren County Sheriff's Office - Enforcement Division

Activity Report for SOUTH LEBANON for the Period 1/1/2016 12:00:00 AM to 2/1/2016 12:00:00 AM

Incident Type Description	Jan	Feb	Mar	Apr	May	Jun	Jul	Aug	Sep	Oct	Nov	Dec	Totals
FIRE TRAFFIC	4	0	0	0	0	0	0	0	0	0	0	0	4
FOLLOWUP INVESTIGATI	26	0	0	0	0	0	0	0	0	0	0	0	26
HARASSMENT-PHONE	2	0	0	0	0	0	0	0	0	0	0	0	2
HARASSMENT-VERBAL	1	0	0	0	0	0	0	0	0	0	0	0	1
INTOXICATED DRIVER	3	0	0	0	0	0	0	0	0	0	0	0	3
INTOXICATED SUBJECT	1	0	0	0	0	0	0	0	0	0	0	0	1
JUVENILE COMPLAINT	1	0	0	0	0	0	0	0	0	0	0	0	1
THEFT	6	0	0	0	0	0	0	0	0	0	0	0	6
LOCKOUT RESIDENTIAL/	14	0	0	0	0	0	0	0	0	0	0	0	14
LANDLORD/TENANT DISP	2	0	0	0	0	0	0	0	0	0	0	0	2
MUTUAL AID	4	0	0	0	0	0	0	0	0	0	0	0	4
EDP	1	0	0	0	0	0	0	0	0	0	0	0	1
EMS ASSIST	33	0	0	0	0	0	0	0	0	0	0	0	33
MISSING PERSON	1	0	0	0	0	0	0	0	0	0	0	0	1
NARCOTICS COMPLAINT	6	0	0	0	0	0	0	0	0	0	0	0	6
NOISE DISTURBANCE	1	0	0	0	0	0	0	0	0	0	0	0	1
NOTIFICATION	2	0	0	0	0	0	0	0	0	0	0	0	2
NATURE UNKNOWN	1	0	0	0	0	0	0	0	0	0	0	0	1
CONTROLLED BURN INFO	3	0	0	0	0	0	0	0	0	0	0	0	3
OVERDOSE	2	0	0	0	0	0	0	0	0	0	0	0	2
PARKING COMPLAINT	3	0	0	0	0	0	0	0	0	0	0	0	3
REPO	2	0	0	0	0	0	0	0	0	0	0	0	2
ROAD HAZARD	1	0	0	0	0	0	0	0	0	0	0	0	1





## Warren County Sheriff's Office - Enforcement Division

Activity Report for SOUTH LEBANON for the Period 1/1/2016 12:00:00 AM to 2/1/2016 12:00:00 AM

Incident Type Description	Jan	Feb	Mar	Apr	May	Jun	Jul	Aug	Sep	Oct	Nov	Dec	Totals
RECOVERED PROPERTY	4	0	0	0	0	0	0	0	0	0	0	0	4
ROAD RAGE	1	0	0	0	0	0	0	0	0	0	0	0	1
SOLICITOR COMPLAINT	1	0	0	0	0	0	0	0	0	0	0	0	1
SHOTS FIRED IN AREA	4	0	0	0	0	0	0	0	0	0	0	0	4
SUSPICIOUS PERSON	8	0	0	0	0	0	0	0	0	0	0	0	8
SUICIDE/ATT SUICIDE	1	0	0	0	0	0	0	0	0	0	0	0	1
SUSPICIOUS VEHICLE	8	0	0	0	0	0	0	0	0	0	0	0	8
SUBJECT WITH A WEAPO	1	0	0	0	0	0	0	0	0	0	0	0	1
THREATS	3	0	0	0	0	0	0	0	0	0	0	0	3
TRAFFIC OFFENSE	4	0	0	0	0	0	0	0	0	0	0	0	4
TRESPASSERS	1	0	0	0	0	0	0	0	0	0	0	0	1
TRAFFIC STOP	76	0	0	0	0	0	0	0	0	0	0	0	76
UNKNOWN INVESTIGATIO	1	0	0	0	0	0	0	0	0	0	0	0	1
THEFT VEHICLE	1	0	0	0	0	0	0	0	0	0	0	0	1
WELL BEING CHECK	7	0	0	0	0	0	0	0	0	0	0	0	7
<b>Totals:</b>	<b>448</b>	<b>0</b>	<b>0</b>	<b>0</b>	<b>0</b>	<b>0</b>	<b>0</b>	<b>0</b>	<b>0</b>	<b>0</b>	<b>0</b>	<b>0</b>	<b>448</b>





## Warren County Sheriff's Office - Enforcement Division

Activity Report for UNION TWP for the Period 1/1/2016 12:00:00 AM to 2/1/2016 12:00:00 AM

Incident Type Description	Jan	Feb	Mar	Apr	May	Jun	Jul	Aug	Sep	Oct	Nov	Dec	Totals
VACATION HOUSE CHECK	6	0	0	0	0	0	0	0	0	0	0	0	6
PUBLIC SERVICE	3	0	0	0	0	0	0	0	0	0	0	0	3
911 HANGUP	2	0	0	0	0	0	0	0	0	0	0	0	2
ACCIDENT-INJURY	1	0	0	0	0	0	0	0	0	0	0	0	1
BURGLAR/INTRUSION AL	1	0	0	0	0	0	0	0	0	0	0	0	1
FIRE/MEDICAL ALARM	3	0	0	0	0	0	0	0	0	0	0	0	3
PANIC/DURESS ALARM	1	0	0	0	0	0	0	0	0	0	0	0	1
ANIMAL COMPLAINT	1	0	0	0	0	0	0	0	0	0	0	0	1
ACCIDENT-PROPERTY	6	0	0	0	0	0	0	0	0	0	0	0	6
ATTEMPT TO LOCATE	1	0	0	0	0	0	0	0	0	0	0	0	1
ABANDONED VEHICLE	1	0	0	0	0	0	0	0	0	0	0	0	1
BOMB THREAT	1	0	0	0	0	0	0	0	0	0	0	0	1
CITIZEN ASSIST	1	0	0	0	0	0	0	0	0	0	0	0	1
CRIMINAL DAMAGING	1	0	0	0	0	0	0	0	0	0	0	0	1
CIVIL SERVICE	2	0	0	0	0	0	0	0	0	0	0	0	2
CRIMINAL WARRANT SER	2	0	0	0	0	0	0	0	0	0	0	0	2
DOMESTIC IN PROGRESS	1	0	0	0	0	0	0	0	0	0	0	0	1
DISABLED VEHICLE	3	0	0	0	0	0	0	0	0	0	0	0	3
ESCORT	2	0	0	0	0	0	0	0	0	0	0	0	2
FIRE TRAFFIC	2	0	0	0	0	0	0	0	0	0	0	0	2
FOLLOWUP INVESTIGATI	2	0	0	0	0	0	0	0	0	0	0	0	2
INTOXICATED DRIVER	1	0	0	0	0	0	0	0	0	0	0	0	1
INTOXICATED SUBJECT	1	0	0	0	0	0	0	0	0	0	0	0	1



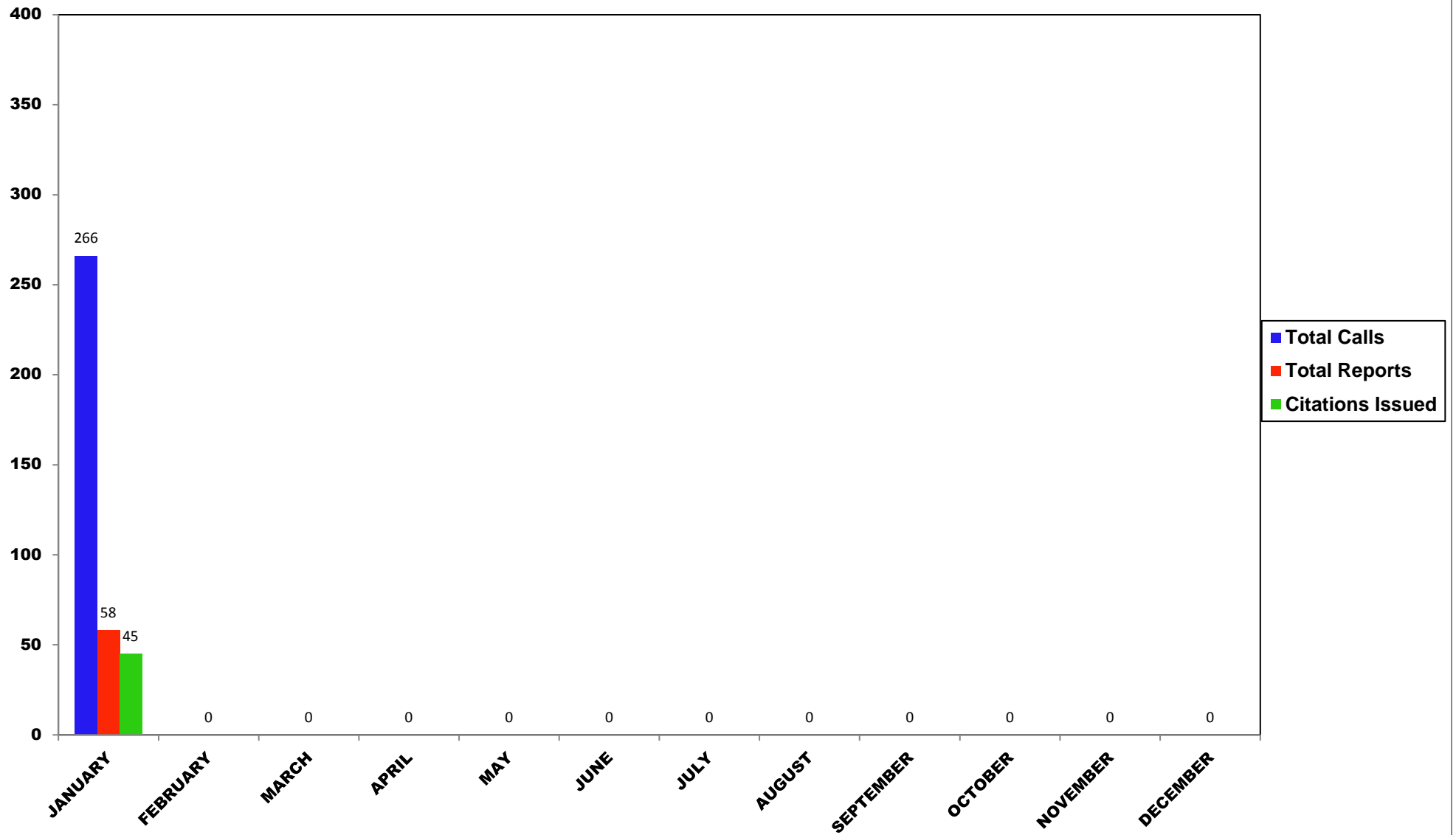


## Warren County Sheriff's Office - Enforcement Division

Activity Report for UNION TWP for the Period 1/1/2016 12:00:00 AM to 2/1/2016 12:00:00 AM

Incident Type Description	Jan	Feb	Mar	Apr	May	Jun	Jul	Aug	Sep	Oct	Nov	Dec	Totals
THEFT	1	0	0	0	0	0	0	0	0	0	0	0	1
LIVESTOCK ON ROAD	2	0	0	0	0	0	0	0	0	0	0	0	2
LOCKOUT RESIDENTIAL/	1	0	0	0	0	0	0	0	0	0	0	0	1
EDP	1	0	0	0	0	0	0	0	0	0	0	0	1
EMS ASSIST	9	0	0	0	0	0	0	0	0	0	0	0	9
NOTIFICATION	2	0	0	0	0	0	0	0	0	0	0	0	2
OVERDOSE	1	0	0	0	0	0	0	0	0	0	0	0	1
PARKING COMPLAINT	1	0	0	0	0	0	0	0	0	0	0	0	1
REPO	2	0	0	0	0	0	0	0	0	0	0	0	2
ROAD HAZARD	1	0	0	0	0	0	0	0	0	0	0	0	1
SUSPICIOUS PERSON	1	0	0	0	0	0	0	0	0	0	0	0	1
SUSPICIOUS VEHICLE	3	0	0	0	0	0	0	0	0	0	0	0	3
TRAFFIC OFFENSE	1	0	0	0	0	0	0	0	0	0	0	0	1
TRESPASSERS	1	0	0	0	0	0	0	0	0	0	0	0	1
TRAFFIC STOP	18	0	0	0	0	0	0	0	0	0	0	0	18
WELL BEING CHECK	1	0	0	0	0	0	0	0	0	0	0	0	1
<b>Totals:</b>	<b>91</b>	<b>0</b>	<b>0</b>	<b>0</b>	<b>0</b>	<b>0</b>	<b>0</b>	<b>0</b>	<b>0</b>	<b>0</b>	<b>0</b>	<b>0</b>	<b>91</b>

## South Lebanon Monthly Totals 2016



# Union Township Monthly Totals 2016

